



# NAOGAON IBN SINA HOSPITAL & DIAGNOSTIC CENTER


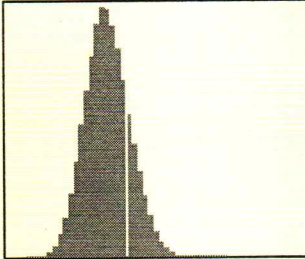

Bakkar Tower, Near Sadar Hospital 1st Gate, Naogaon.

ID No : 128  
Patient's Name : Nondo Gopal  
Specimen : Whole Blood  
Ref. By : Self

Test Date: 04-Oct-24  
Age : 72 Yrs.  
Sex : Male

(Estimations were carried out by Erba Automated Haematology Analyzer & Verified manually)


## HAEMATOLOGY REPORT

Test Name	Result	Reference Range	Histogram
Hemoglobin (Hb%)	13.3 gm/dl	M: 13-17 g/dl, F & Child: 12.0-16.5 g/dl Infant: 13.0 - 19.0 g/dl	
ESR(Westergren)	22 mm/1st hr	Male:0-10, F:0-20 mm/1st hr	
TOTAL WBC COUNT	6,470 /cumm	Adult: 4000 - 11000, Infant: 6000-18000, Child: 5000-15000, At Birth: 10,000-25,000	
<b>DIFFERENTIAL COUNT</b>			
Neutrophils	64 %	Adult: 40 - 75, Child: 20-50 %	
Lymphocytes	28 %	Adult: 20 - 45, Child: 40 - 75 %	
Monocytes	06 %	02 - 08 %	
Eosinophils	02 %	01 - 06 %	
Basophils	00 %	00 - 01 %	
Total Cir. Eosinophils	129 /cumm	50 - 450/cumm	
<b>RBC COUNT</b>	4.97 m/ul	M: 4.5-6.5, F: 3.8-5.8 m/ul	
<b>HCT/PCV</b>	41.6 %	M: 40-54%, F:37-47%	
MCV	83.6 fL	76 - 94 fL	
MCH	26.8 pg	27 - 32 pg	
MCHC	32.1 g/dL	29 - 34 g/dL	
RDW-CV	15.3 %	10 - 16 %	
RDW-SD	47.5 fl	35 - 56 fl	
<b>Platelet Count</b>	2,40,000 /cumm	1,50,000 - 4,00,000/cumm	
MPV	10.5 fL	7.0 - 11.0 fL	
PDW-SD	12.8 fL	10 - 18 fL	
PDW-CV	14.2 %	10 - 18 %	
PCT	0.253 %	0.1 - 0.2 %	
P-LCR	31.9 %	11.0-45.0 %	
P-LCC	77 fL	30 - 90 fL	

WBC Curve

RBC Curve

PLT Curve

  
**Md: Rafiqul Islam**  
DMT- Lab Medicine  
Senior Medical Technologist  
Naogaon Ibn Sina Hospital



**Dr. Md. Shahriar Alam**  
MBBS. PGT

Hotline : 01771-208663, 01771-208201