

অধ্যাপক ডাঃ মোঃ হাবিবুর রহমান (তারেক)
 এমবিবিএস, ডিপিপি (পাথ), এফসিপিএস (হেমটোলজি)
 ক্লিনিক্যাল হেমটোলজি
 অধ্যাপক ও বিভাগীয় প্রধান
 রক্তরোগ ও ত্বাণ ক্যান্সার বিভাগ
 ময়মনসিংহ মেডিকেল কলেজ ও হাসপাতাল, ময়মনসিংহ।

রক্তরোগ ও ত্বাণ
 ক্যান্সার বিশেষজ্ঞ

Dr. Md. Habibur Rahman (Tarek)
 MBBS, DCP (Path), FCPS (Haematology)
 Clinical Haematologist
 Professor & Head, Dept. of Haematology
 Mymensingh Medical College & Hospital, Mymensingh

Name: Mr. Feud

Age: 21 Yr. Date: 11.6.23

Hb. E-react.
 Δ GDA.

Weakness
 appetite.
 pallor
 nervous
 anemia (+)
 no bleeding
 Tresp. (+)

ALC ;
 PBF.
 Hb %
 Triple antigen
 30/100

Rx

- Tab. Folicin 5
 1+0+0 - ৬মাস 1
- Tab. Motigul (21)
 1+1+1 - 9 দিন 1
- Tab. Neucos-B (30)
 1+0+1 - ২৫ দিন 1
- Tab. Hemofex Ft
 0+0+1 - 3 দিন 1

12.6.23

১০ দিন পর ফলস্বরূপ



পপুলার ডায়াগনস্টিক সেন্টার লিঃ POPULAR DIAGNOSTIC CENTRE LTD.

Mymensingh Branch : 252/1, Charpara Road (Opposite of Mymensingh Medical College & Hospital), Mymensingh, Hotline : 09666787814
Head Office : House # 16, Road # 2, Dharmoadi, Daka, Hotline : 09613 787801, 09666787801, E-mail : info@populardiagnostic.com, Web : www.populardiagnostic.com

LABORATORY SERVICES

Patient Name	Mr. Fuad	Lab No	14868820
PHID	140682462	Sample Collection Date	11/06/2023 8:05PM
Age/Gender	21 Yrs/Male	Receiving Date	12/06/2023 7:25AM
Referred By	Prof. Dr. Md. Habibur Rahman(Tarek). MBBS.DCP.FCPS(Haematology)	Report Date	12/06/2023 7:34PM
		Report Status	Final

HAEMATOLOGY REPORT

Film/Cell Morphology

RBC: ^{field} Moderate anisochromia & anisocytosis with majority cells are microcytes,
a few pencil shape cells & occasional target cells.
WBC: Mature with normal count & increased distribution of monocytes.
Platelets: Adequate.

^{field}
Comment: Hypochromic microcytic anemia & relative monocytosis.

Adv: S. iron profile.

Haemoglobin 12.30 g/dL Sample: WHOLE BLOOD
13.00 - 17.00

Rahman
Dr. Md Habibur Rahman Tarek
MBBS, DCP (Path), FCPS (Haem.), Prof. Dept. of
Haematology
Mymensingh Medical College & Hospital

Printed at 12/06/2023 19:56 Page: 1 Of 2



পপুলার ডায়াগনস্টিক সেন্টার লিঃ POPULAR DIAGNOSTIC CENTRE LTD.

Mymensingh Branch : 252/1, Charpara Road (Opposite of Mymensingh Medical College & Hospital), Mymensingh, Hotline : 09666787814
Head Office : House # 16, Road # 2, Dhanmondi, Dhaka, Hotline : 09613 787801, 09666787801, E-mail : info@popularidiagnostic.com, Web : www.popularidiagnostic.com

LABORATORY SERVICES

Patient Name	Mr. Fuad	Lab No	14868820
PHID	140682462	Sample Collection Date	11/06/2023 8:05PM
Age/Gender	21 Yrs/Male	Receiving Date	11/06/2023 8:48PM
Referred By	Prof. Dr. Md. Habibur Rahman(Tarek). MBBS.DCP.FCPS(Haematology)	Report Date	11/06/2023 9:27PM
		Report Status	Final

Test Name	Result	Unit	Reference Range
-----------	--------	------	-----------------

MICROBIOLOGY REPORT

FEBRILE ANTIGENS

TO	1:80	1:80
TH	1:80	1:80
AH	1:80	1:80
BH	1:80	1:80
AO	1:80	1:80
BO	1:80	1:80
PROTEUS:OXK	1:80	1:80
PROTEUS:OX2	1:80	1:80
BRUCELLA(ABORTUS)	1:80	1:80
BRUCELLA(MELLITENSIS)	1:80	1:80

Rahman

Dr. Md Habibur Rahman Tarek
MBBS, DCP (Path), FCPS (Haem.), Prof. Dept. of
Haematology
Mymensingh Medical College & Hospital

Printed at 12/06/2023 19:56

Page: 2 Of 2

ডাঃ বিলাস রঞ্জন দাস

মেডিসিন, পিডি (স্বাস্থ্য)
মেডিসিন (আমেসিকা), মেডি (মেডিসিন)
মেডিসিন (মেডিসিন), মেডি
নামেরী অধ্যাপক (মেডিসিন)
বিশ্ব প্রসিদ্ধ সফলতার, কঠোর, গাঢ় স্নায়ু, অসহ্য - মনোবল
এবং অসহ্য, মনোবল মেডিকেল কলেজ হাসপাতাল

মেডিসিন বিশেষজ্ঞ

Dr. Bilash Ranjan Das

MBBS, BCS (Health)
MACP (USA), MD (Medicine)
FCPS (Medicine), F.P
Assistant Professor (Medicine)
Ex. P.P. Wymersingh Medical College Hospital
BMDC Reg. No. - A-34219

রোগীর নাম: সুজিত

বয়স: ২৫ বছর

তারিখ: ০২/০৭/২০১৬

CC
- Const. 30B
- Feelings of numb blockage
- night fear
- knock - HTN

Rx
Tab. Montenu - 10 mg
0+0+1 _____ ৩০/৩০
Tab. Bilan - 20 mg
0+0+1 _____ ৩০/৩০
Tab. Cefotil plus - 500 mg
1+0+1 _____ 7 টার
Afin nasal drip (0.05%) - ২মি.
2 ট্যাবলেট ৩০০ মিলিগ্রাম ৩০/৩০
Tab. Duovan - 5/20
0+0+1 _____ ৩০/৩০
Tab. Hemotix Fe
0+0+1 _____ ৬মি

OE
Pulse - /min.
BP 130/80 mm of Hg
Anemia - norm - 5/20
Jaundice -
Heart -
Lungs -
Liver -
Spleen -
Weight - 72 kg

Inv.

P/A
Tab. folison
0+0+1 _____ ৩০/৩০
Dr. Suprova

* _____ দিন পর সাক্ষাৎ করবেন। পরবর্তী সাক্ষাৎের সময় স্বাস্থ্যসঙ্গী সাথে নিয়ে আসবেন।

সেফার ১
পিউর ডায়াগনস্টিক সেন্টার
২১৬, চন্দ্রপুর, ঢাকা রোড, ময়মনসিংহ।
সেফাইল : ০১৯৫৯-৭৫০০১০

সেফার ২
রোগী দেখার সময় :
প্রতিদিন দুপুর ৩টা হতে রাত ৯টা পর্যন্ত
অন্য-বাকি বন্ধ
সিরিয়ালের জন্য
সেফাইল : ০১৯৫৯-৭৫০০১০ (নুলন)

সেফার ৩
পপুলার ডায়াগনস্টিক সেন্টার লিঃ
২৫২, চন্দ্রপুর রোড (ময়মনসিংহ মেডিকেল কলেজ ও হাসপাতালের বিপরীতে)
ময়মনসিংহ, সিরিয়ালের জন্য হটলাইন : ০১৯৫১০-৭৮৭৮১০

১৯৯৩

১৯৯৩



পিউর ডায়াগনস্টিক সেন্টার PURE DIAGNOSTIC CENTRE

২১৬, চরশাড়া, ঢাকা রোড, ময়মনসিংহ। ফোনঃ ০১৯৬৩-৬০৩৬৯০-৯৯, Email: puredc2013@gmail.com

Immunological Report

Reg. No. : 332203

Date: Sun, Mar 12, 2023

Patient's Name : FUAD


Age: 21 Years Sex: Male

Specimen : BLOOD

Referred By : Assistant Professor Dr. Bilash Ranjan Das; MD (Medicine), FCPS (FP),
MACP

"Estimated are carried out by automated CLIA Method Autolumo-A1000"

Test	Result	Unit	Reference Values
Serum Ferritin	6.49	ng/mL	Male: 32.0 - 501.0ng/mL Female: 5.0-223.5ng/mL New born: 22-220ng/mL Children (06 months-15 years): 07-140ng/mL


12/Mar/2023
Prof. Dr. Md. Chand Mahmud
MBBS; MPH, M.Phil (Microbiology)
Professor & Head of the Dept. Microbiology,
President Abdul Hamid Medical College.



THYROID CARE & DIAGNOSTIC CENTRE

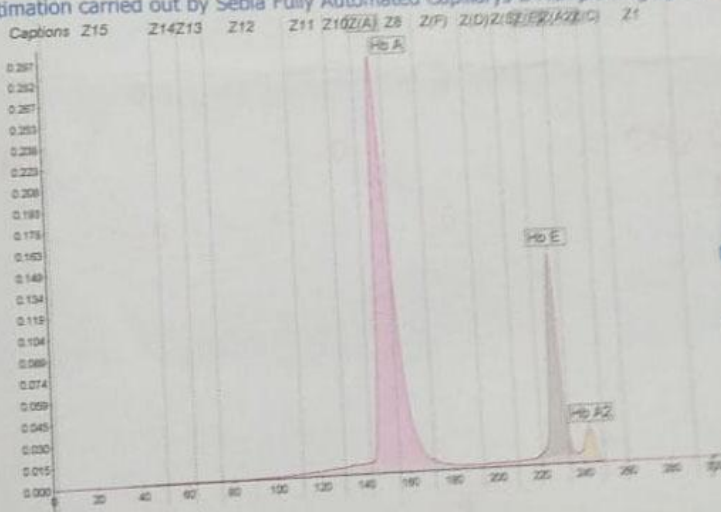
থাইরয়েড কেয়ার অ্যান্ড ডায়াগনস্টিক সেন্টার

House # 106, Road # 07
Mohammadia Housing Ltd.
Mohammadpur, Dhaka-1207
Telephone Number: 924935136
Mobile Number: 9999999999
01701862790, 01701862791
E-mail: tdc@tcd.com.bd
TDC Logo: tcd.com.bd

Patient Id	: MS70-332203	Receiving Date	: Tue, 14 Mar 2023
Serial No.	: 1631356	Reporting Date	: Tue, 14 Mar 2023
Patient Name	: Fuad	Age	: 21 Y
Specimen	: Blood.	Sex	: M
Referred By	: Asst. Prof. Dr. Bilash Ranjan Das MBBS, BCS (H) MD (M) FCPS (F P) MACP.		

Haemoglobin Electrophoresis

Estimation carried out by Sebia Fully Automated Capillarys-2 Flex piercing System.



Names	%
Hb A	74.9
Hb E	22.4
Hb A2	2.7

Comments: Haemoglobin E Trait.

Advice: Family screening.

Medical Technologist

Dr. Md. Belayet Hossain
 MBBS, FCPS (Haematology)
 Associate Professor
 Department of Haemato-oncology
 Dhaka Shishu (Children) Hospital
 Bangladesh Institute of Child Health
 BMDC NO: A19224



পিউর ডায়াগনস্টিক সেন্টার PURE DIAGNOSTIC CENTRE

২১৬, চরশাড়া, ঢাকা রোড, ময়মনসিংহ। মোবাইল: ০১৯৬০-৬০৩৬৯০-৯৯, Email: puredc2013@gmail.com

Haematology Report

Lab No : 332059 Date : 12-Mar-2023 Delivery : 12-Mar-2023
Patient's Name : FUAD Age : 21 Years Gender : Male
Specimen : Blood
Refactor Name : Assistant Professor Dr. Bilash Ranjan Das; MD (Medicine), FCPS (FP), MACP.

Relevant estimations were carried out by Biogen GmbH 6 part Automated Haematology Analyzer & checked manually

Parameter Name	Results	Reference Range
Platelet Count		
Platelet Blood Cell	11.60 K/uL	Child: 5.0 - 15.0, Adult: 4.0 - 11.0 K/uL
Neutrophil	7.19 K/uL	1.80-7.70 K/uL
Lymphocyte	3.25 K/uL	1.00 - 4.80 K/uL
Monocyte	0.46 K/uL	0.00 - 0.06 K/uL
Eosinophil	0.7 K/uL	0.00 - 0.40 K/uL
Basophil	0.00 K/uL	0.00 - 0.08 K/uL
Differential Leucocyte Count		
Neutrophils%	✓ 62 %	40 - 70 %
Lymphocytes%	28 %	20 - 45 %
Monocytes%	04 %	02 - 08 %
Eosinophils%	06 %	00 - 06 %
Basophils%	00 %	<1 %
Platelet Cells	00 %	
Platelet Eosinophil count	696 /cumm	50 - 450/cumm
Blood Cells		
Platelet Count	5.43 million/ul	3.5 - 5.5 M/uL
Platelet Count	00 %	Infants at birth: 2-6, Adult : 0.2-2 %
Hemoglobin (Hb%)	10.4 g/dl	M:13-18,F:12-16, New borns:16-25g/dl
	32 %	Infants:10-15, Children:12-16g/dl
	59 fL	37.70 - 53.20 %
	19.1 pg	76 - 96 fL
	32.4 g/dL	27 - 32 pg
	17.9 %	32 - 36 g/dL
		11.60-14.80 %
Platelet Count (PC)	✓ 2,88,000 /cumm	1,50,000 - 4,50,000/cumm
	8.2 fL	7.0 - 11.0 fL
	0.238 %	0.1% - 9.99%
	16.2 %	10 - 18 %
Capillary Method)	✓ 16 mm/hour	Male:0-10 mm, Female:0-20 mm

Checked by....

12/Mar/2023

Prof. Dr. Md. Chand Mahmud
MBBS; MPH, M.Phil (Microbiology)
Professor & Head of the Dept. Microbiology.
President Abdul Hamid Medical College.

পিউর ডায়াগনস্টিক সেন্টার PURE DIAGNOSTIC CENTRE


২১৯, চরশাড়া, ঢাকা রোড, ময়মনসিংহ। ফোনঃ ০১৯৫৬-৯০৫৫০-৯৯, Email: puredc2013@gmail.com

Biochemical Report

Reg. No. : 332059
Patient's Name : FUAD
Specimen : BLOOD
Referred By : Assistant Professor Dr. Bilash Ranjan Das, MD (Medicine), FCP (FP), MACP
Date: Sun, Mar 12, 2023
Age: 21 Years Sex: Male

Estimation are carried out by fully automated clinical Biochemistry MISPA CCXL Analyzer

Test	Result	Unit	Reference Values
Plasma Glucose (Random)	✓ 3.9	mmol/L	<7.8mmol/L
CUS	Nil		
Serum Creatinine	✓ 0.78	mg/dL	0-1 year: 0.04 - 0.33mg/dL 2-5 year: 0.04 - 0.45mg/dL 6-9 year: 0.2 - 0.52mg/dL 10 years: 0.22 - 0.59mg/dL Adult male: 0.7 - 1.4mg/dL Adult female: 0.6 - 1.2mg/dL
Lipid Profile			
Serum Total Cholesterol	160.0	mg/dL	<190mg/dL
Serum HDL Cholesterol	35.0	mg/dL	F>65mg/dL, M>55mg/dL
Serum LDL Cholesterol	91.0	mg/dL	<150mg/dL
Serum Tryglyceride	170.0	mg/dL	50 - 150mg/dL


12/Mar/2023
Prof. Dr. Md. Chand Mahmud
MBBS; MPH, M.Phil (Microbiology)
Professor & Head of the Dept. Microbiology,
President Abdul Hamid Medical College.

পির ডায়াগনষ্টিক সেন্টার PURE DIAGNOSTIC CENTRE

২১৬, চরপাড়া, ঢাকা রোড, ময়মনসিংহ। মোবাইল: ০১৯৬৩-৬০৩৬৯০-৯৯, Email: puredc2013@gmail.com


Serological Report

Reg. No. : 332059
Patient's Name : FUAD
Specimen : BLOOD
Referred By : Assistant Professor Dr. Bilash Ranjan Das; MD (Medicine), FCPS (FP), MACP.

Date: Sun, Mar 12, 2023
Age: 21 Years Sex: Male

"Estimated are carried out by Rate Scattering Turbidimetric Method"

Test	Result	Unit	Reference Values
C-Reactive Protein (CRP)	2.5	mg/L	Neonatal: 0 - 2mg/L Cardiovascular: 0 - 3mg/L Children or adults: 0 - 10mg/L


12/Mar/2023
Prof. Dr. Md. Chand Mahmud
MBBS; MPH, M.Phil (Microbiology)
Professor & Head of the Dept. Microbiology.
President Abdul Hamid Medical College.

পিউর ডায়াগনস্টিক সেন্টার PURE DIAGNOSTIC CENTRE


২১৬, চরপাড়া, ঢাকা রোড, ময়মনসিংহ। মোবাইল: ০১৯৬৩-৬০৩৬৯০-৯৯, Email: puredc2013@gmail.com

Immunological Report

Reg. No. : 332059 Date: Sun, Mar 12, 2023
Patient's Name : FUAD Age: 21 Years Sex: Male
Specimen : BLOOD
Referred By : Assistant Professor Dr. Bilash Ranjan Das; MD (Medicine), FCPS (FP),
MACP.

"Estimated are carried out by automated CLIA Method Autolumo-A1000"

Test	Result	Unit	Reference Values
Serum TSH	1.44	μ IU/mL	0.35 - 7.00 μ IU/mL
Total-IgE	1811.2	IU/mL	01 year: <15IU/mL 01-05 years: <60IU/mL 06-09 years: <90IU/mL 10-15 years: <200IU/mL >15 years: <150IU/mL


12/Mar/2023
Prof. Dr. Md. Chand Mahmud
MBBS; MPH, M.Phil (Microbiology)
Professor & Head of the Dept. Microbiology.
President Abdul Hamid Medical College.

পিউর ডায়াগনস্টিক সেন্টার PURE DIAGNOSTIC CENTRE

২১৬, চরপাড়া, ঢাকা রোড, ময়মনসিংহ। মোবাঃ ০১৯৬৩-৬০৩৬৯০-৯৯, Email: puredc2013@gmail.com

Laboratory Report

Reg. No. : 332059 Date: Sun, Mar 12, 2023
Patient's Name : FUAD Age: 21 Years Sex: Male
Referred By : Assistant Professor Dr. Bilash Ranjan Das; MD (Medicine), FCPS (FP), MACP.
Specimen : URINE

Urine Routine Examination Report

Physical Examination

Quantity	A few ml received
Colour	Straw
Appearance	Clear
Sediment	Nil
Specific Gravity	Not Done

Chemical Examination

Reaction	Not Done
Excess of phosphate	Nil
Albumin	Trace
Sugar (Reducing substance)	Nil
Ketones	Not done
Bile Salts	Not done
Urobilinogen	Not done

Microscopic Examination

Epithelial Cells	A few	/HPF
RBC	Nil	/HPF
Pus Cells	02-03	/HPF
Casts (Hyaline)	Nil	/HPF
Casts (granular)	Nil	/HPF
Crystals (AP)	Nil	/HPF
Crystals (Cal. ox.)	Nil	/HPF
Spermatozoa	Nil	/HPF
Amorphous Phosphate	Nil	/HPF
Uric Acid	Nil	/HPF
Trichomonas Vaginalis	Nil	/HPF
Yeast	Nil	/HPF
Fungus	Nil	/HPF

12/Mar/2023

Prof. Dr. Md. Chand Mahmud
MBBS; MPH, M.Phil (Microbiology)
Professor & Head of the Dept. Microbiology.
President Abdul Hamid Medical College.



পিউর ডায়াগনস্টিক সেন্টার PURE DIAGNOSTIC CENTRE

২১৬, চরণাড়া, ঢাকা রোড, ময়মনসিংহ। মোবাইল: ০১৯৬৩-৬০৬৬৯০-৯৯, Email: puredc2013@gmail.com

X-ray Report

Reg. No.	: 332059	Film No. CR-	:	Date	: 12 March 2023
Pt's Name	: FUAD	Age	: 21 Years	Sex	: Male
Refd. By	: Assistant Professor Dr. Bilash Ranjan Das; MD (Medicine), FCPS (FP), MACP.				
Part of X-ray	: PNS (OM) View (DR) + Chest P/A view (DR).				

Thank you for referring this case. Following are the findings:-

PNS (OM) VIEW:

- PNS are clear.
- No DNS is seen.
- Right inferior turbinate is hypertrophied.
- Bony outlines are intact.

CHEST P/A VIEW:

- Trachea : Central.
- Diaphragm : Normal in position, outline & contour.
- Heart : Normal in transverse diameter.
- Lung : No opacity or lucency is seen.
- Hillums are normal.
- Bony thorax : Reveal no abnormality.

Comment: -

- ⊙ PNS : HIT (right).
- ⊙ Chest : Normal chest skiagram.

12-Mar-23
Dr. N. R. Sanzida Banu
MBBS (Dhaka)
BCS (Health)
MD (Radiology & Imaging)
(X-ray, Ultrasonogram, CT & MRI Specialist)
Assistant Professor
Radiology & Imaging Department
Mymensingh Medical College & Hospital

Report prepared by: Abdullah Al Numan
Print time & Date: 12 March, 2023 7:02:00 PM



পিউর ডায়াগনস্টিক সেন্টার PURE DIAGNOSTIC CENTRE

২১৬, চরপাড়া, ঢাকা রোড, ময়মনসিংহ। মোবাইল: ০১৯৬৩-৬০৩৬৯০-৯৯, Email: puredc2013@gmail.com

Ultrasonography Report

Regn. No : 332059 Date : 12 March 2023
Pt's Name : Fuad Age : 21 Yrs. Sex : M

Refd. By : Assistant Professor Dr. Bilash Ranjan Das; MBBS, BCS (Health); MD (Medicine); MACP (USA)
Department of Medicine.

Thank you very much for referring this case. Please find report below:

Ultrasound of HBS, Pancreas, Spleen, Renal System and Prostate


Liver is normal in size. Parenchymal echogenicity is slightly increased.
No focal lesion is seen.
Gallbladder is outlined and normal.
CBD & Intrahepatic biliary channels are not dilated.

Pancreas appears normal.
Spleen is not enlarged, shows uniform echotexture.

Both kidneys are normal in size.
Renal parenchyma are normal.
Pelvi-calyceal system are not dilated.
Ureters are not dilated.

Urinary bladder is full & normal.
Prostate is normal in size and echopattern.

**** Mild fatty change in liver with no other definite abnormality.**


Dr. Md. Nadiruzzaman
MBBS, JSUM Fellow (Japan)
D-Card (BSMMU),
Trained in Color Doppler & Vascular Ultrasound (Thailand)
Associate Professor
Institute of Nuclear Medicine & Allied Sciences
Mymensingh.

Sunday, March 12, 2023 5:59 PM

V5XB01290-23-03-12-28

Print Date: 12.03.2023 05:04 PM

