

ডাঃ এম.এ. শাকুর

এমবিবিএস, এফসিপিএস, ফেলো-আইএসএসএল স্পাইন (হল্যান্ড)
 বার্ষিকীভিত্তিক রোগে উচ্চতর প্রশিক্ষণ গ্রাহক (অস্ট্রেলিয়া)
 চিকিৎসা বিজ্ঞানে ইউজিসি পদক গ্রাহক
 হাত, বাঁচা ও প্যাৰালাইসিস বিশেষজ্ঞ
 সহযোগী অধ্যাপক
 ফিজিক্যাল মেডিসিন ও রিহ্যাবিলিটেশন বিভাগ
 বঙ্গবন্ধু শেখ মুজিব মেডিকেল বিশ্ববিদ্যালয় (এস-পিজি হাসপাতাল), ঢাকা।

Dr. M A Shakoor
 MBBS, FCPS, Fellow-ISSL Spine (Holland)
 Specially Trained in Geriatric Medicine (Australia)
 Recipient of UGC Award in Medical Science
 Specialist in Pain, Paralysis & Rheumatic Diseases
 Associate Professor
 Physical Medicine & Rehabilitation
 Bangabandhu Sheikh Mujib Medical University (Ex-PH Hospital), Dhaka
 BMDC Reg No. A-19793

15 JUN 2014

Pt on SS2 since 2011
 and Flomax.

Now complaining
 Pain in Neck worst, knee, Ankle.

Pain ↑ after activity
 ↓ after Rest

Sleep - ±
 DM, HTN,
 mem - reg.

BP - 155/100 mm Hg
 Wt - 68kg.

Abx.
 ex. creatinine. CSF
 Supt. PFA int
 PPS, Urea acid.
 Ur - RME


Raashan Tra Akhtis 4000/185.

- ✓ 1) Solatrol groups
 2x 0.2 → ৩৯০
- ✓ 2) Co. Dexam (6mg)
 1x ০১০
- ✓ 3) Tyrox (50ug) → ৩৯০
 1x ০১০ → ১২০/১২০/১২০/১২০
- ✓ 4) Amelint (10mg)
 ০১০১১
- ✓ 5) Deplacat (6mg)
 1x ০১০ ১২০/১২০/১২০/১২০

- * নির্দিষ্ট ব্যায়াম করবেন।
- * নির্দিষ্ট ফিজিক্যাল থেরাপী নিনে।
- * নির্দিষ্টসময়ে মেডে সেভেন।
- * ... মনে পর দেখা করবেন।

- CSF
 - Supt. creatinine / ১০
 - Ur RME

চীফ কনসালটেন্ট : ইবনে সিনা পেইন, ফিজিওথেরাপী এন্ড রিহ্যাবিলিটেশন সেন্টার, ইবনে সিনা ডায়াগনোস্টিক এন্ড ইমেজিং সেন্টার (এনেস্স ভবন)
 বাড়ি নং- ৪৮, রোড নং- ৯/এ, সাতমসজিদ রোড, ধানমন্ডি, ঢাকা-১২০৯, ১, ফোন : ৯১২৬৬২৬, ৯১২৮৮৩৫-৭, ০১৭১৭-৩৫১৬৩১, ০১৭৬৩-২৮৭৪০১-২
 রোগী দেখার সময় : সন্ধ্যা ৬:০০ - রাত ৯:০০ (সরকারী ছুটির দিন বন্ধ)



HOUSE NO. 48, ROAD NO. 9/A, BATMASJID ROAD
 DHANMONDI, DHAKA-1209
 PHONE: 9126625-6, 9128835-7
 E-mail: ibnsinag@ibc.com
 www.ibnsinatrust.com

IBN SINA DIAGNOSTIC & IMAGING CENTER

IMMUNOLOGY REPORT


Received date : 15/6/2014 8:32PM
 Print Date : 16/6/2014 12:18PM

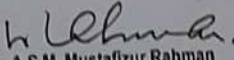
ID No. : **D257306**
 Name : **MRS. ROWSHAN ARA AKHTER.**
 Refd. by : **Assoc. Prof. M.A. Shakoor, MBBS., FCPS., FISSLS (Holland).**
 Specimen : **Blood,**

Age: 40 year(s) Sex: Female

Estimations are carried out by Vitros Eci/Architect 1200SR/Advia Centaur/Immulite 2000 Random Access Immunoassay Analyzer

Parameter	Test Result	Reference Value
TSH	37.64 μ U/ml	Adult: 0.47-5.01 Child: 0.70-5.70 Infant: 0.80-9.10 Newborn: 1.00-39.00

Checked by 


 A.S.M. Mustafizur Rahman
 B.Sc (Hons), M.Sc (D.U.)
 Consultant Biochemist
 Ibn Sina Diagnostic & Imaging Center

URINE EXAMINATION REPORT

Received date : 15/6/2014
Print Date : 15/6/2014 10

ID No. : **D257306**

Name : **MRS. ROWSHAN ARA AKHTER.**

Sex: Female Age: 40 year(s)

Refd. by : **Assoc. Prof. M.A. Shakoor, MBBS., FCPS., FISSLS (Holland).**

PHYSICAL EXAMINATION


Quantity	Sufficient
Colour	Straw
Appearance	Clear
Sediment	Nil
Specific gravity	Not Done

CHEMICAL EXAMINATION

Reaction	Acidic
Excess of phosphate	Nil
Protein	Nil
Glucose	Nil
Acetone (Ketone body)	Not Done
Bence Jones Protein	Not Done
Bile salts	Not Done
Bile pigment	Not Done
Urobilinogen	Not Done
PH	Not Done
Nitrite	Not Done

MICROSCOPIC EXAMINATION

Epithelial cells	2-3/HPF
Pus cells	5-7/HPF
R.B.C.	0-1/HPF
Casts (Cellular/Granular/Hyaline)	Nil
Crystals:	Nil
Calcium oxalate	Nil
Amor phosphate	Nil
Uric acid	Nil
Urates	Nil
Triple phosphate	Nil
Sulphonamide	Nil
Others	Nil


DR. MD. SAIDUR RAHMAN
MBBS, DCP(BSMMU), M.Phil(Path)
Consultant Pathologist
Ibn Sina Diagnostic & Imaging Center



● HOUSE NO. 48, ROAD NO. 9/A, SATMASJID
 ● DHANMONDI, DHAKA-
 ● PHONE : 9126625-6, 9128
 ● E-mail : ibnsina@bdcor
 ● www.ibnsinatrust

IBN SINA DIAGNOSTIC & IMAGING CENT

SEROLOGY REPORT

ID No. : **D257306**
 Name : MRS. ROWSHAN ARA AKHTER.
 Refd. by : Assoc. Prof. M.A. Shakoor, MBBS., FCPS., FISSLS (Holland).
 Specimen : Blood,

Received date : 15/6/2014 8:32
 Print Date : 15/6/2014 10:04PM

Age: 40 year(s) Sex: Female

Parameter	Test Result	Reference Value
Estimations are carried out by Nephelometer Dade Behring BN ProSpec		
RA test	102 IU/ml	<15.9

Checked by

MD. JASHIM UDDIN
 Executive Medical Technologist
 Ibn Sina Diagnostic & Imaging Center

DR. MD. SAIDUR RAHMAN
 MBBS, DCP(BSMMU), M.Phil(Path)
 Consultant Pathologist
 Ibn Sina Diagnostic & Imaging Center



IBN
SINA



ISO 9001: 2008

- HOUSE NO. 48, ROAD NO. 9/A, SATMA
- DHANMONDI, DHA
- PHONE : 9126625-6
- E-mail : ibnsina@
- www.ibnsina

IBN SINA DIAGNOSTIC & IMAGING C

BIOCHEMICAL REPORT

ID No. : **D257306**

Name : MRS. ROWSHAN ARA AKHTER.

Refd. by : Assoc. Prof. M.A. Shakoor, MBBS., FCPS., FISSLS (Holland).

Specimen : Blood,

Received date : 15/6/2014 8

Print Date : 16/6/2014 10:50

Age: 40 year(s)

Sex: Female

Estimations are carried out by Beckman Coulter Synchron CX5 Pro/Siemens Dimension RxL/Max/Vitros250
Random Access Chemistry Analyzer

Parameter	Test Result	Reference Value
Plasma Glucose Random	5.40 mmol/L	3.33-7.78
Corr. Urine Sugar	Nil	
S. Creatinine	0.84 mg/dl	Male: 0.60-1.50 Female: 0.40-1.20 Child: 0.20-0.70
S. Uric Acid	3.11 mg/dl	Male: 3.50 - 7.20 Female: 2.60 - 6.00
S. ALT (SGPT)	27 U/L	<40

Checked by

Md. Abdur Razzaque

B.Sc (Hons), M.Sc (Biochemistry) D.U.

Lab Incharge

Ibn Sina Diagnostic & Imaging Center



IBN SINA DIAGNOSTIC & IMAGING CENTER

HOUSE NO. 48, ROAD NO. 9/A, SATMASJID ROAD
 DHANMONDI, DHAKA-1209
 PHONE : 9126625-6, 9128835-7
 E-mail : ibnsina@bdcom.com
 www.ibnsinatrust.com

HAEMATOLOGY REPORT

Received date : 15/6/2014 8:32PM
 Print Date : 15/6/2014 10:52PM

ID No. : **D257306**
 Name : MRS. ROWSHAN ARA AKHTER. Sex: Female Age: 40 year(s)
 Refd. by : Assoc. Prof. M.A. Shakoor, MBBS., FCPS., FISSLS (Holland).

Relevant estimations were carried out by automated Haematology analyzer Sysmex2000i & checked manually

Parameter	Result	Reference Value
Red Blood Cells		
Haemoglobin	12.1 g/dl	Adult: Men: 15.0±2.0, Women: 13.5±1.5 At birth: 13.5-19.5, 3 Days: 14.5-22.5 1 Month: 11-17, 2-6 Months: 9.5-13.5 2-6 Years: 11-14, 6-12 Years: 11.5-15.5 Men: 5.0±0.5, Women: 4.3±0.5
Total RBC	4.32 million/Cmm.	Men: 0-10, Women: 0-20
ESR	40 mm (Auto Analyzer)	Men: 0.45±0.05, Women: 0.41±0.05
PCV/HCT	0.38 l/l	92±9
MCV	88 fl	29.5±2.5
MCH	28 pg	33.0±1.5
MCHC	32 g/dl	12.8±1.2
RDW	15 %	
White Blood Cells		
Total WBC	6,910 /Cmm.	Child: 5,000-25,000 Adult: 4,000-11,000
Circulating Eosinophils	90 /Cmm.	50-500
Differential Count		
Neutrophils	54 %	Child: 20-50 Adult: 40-75
Lymphocytes	39 %	Child: 40-75 Adult: 20-40
Monocytes	06 %	2-10
Eosinophils	01 %	2-6
Basophils	00 %	<1.0
IG	00 %	
Others	00 %	
Platelet Count:		
Total Platelet Count	3,00,000 /Cmm	1,50,000-4,00,000
MPV	10.5 fl	8.0-9.5

(Signature)
Prof. Col. Md. Moniruzzaman (Ret)
 MCPS (Cl. Path), FCPS (Haematology)
 Consultant Haematologist
 Ibn Sina Diagnostic & Imaging Center



HOUSE NO. 48, ROAD NO. 9/A, SATMASJID ROAD
DIHANMONDI, DHAKA-1209
PHONE: 9128625-6, 9128835-7
E-mail: ibnsina@bdcom.com
www.ibnsinatrust.com

IBN SINA DIAGNOSTIC & IMAGING CENTER

BIOCHEMICAL REPORT

ID No. : **D283860**
Name : **MRS. ROWSHAN ARA AKHTER.**
Refd. by : **Assoc. Prof. M.A. Shakoor, MBBS., FCPS., FISSLS (Holland).**
Specimen : **Blood,**


Received date : 20/7/2014 7:29PM
Print Date : 21/7/2014 12:06PM

Age: 40 year(s) Sex: Female

*Estimations are carried out by Beckman Coulter Synchron CX5 Pro/Siemens Dimension RxL/Max/Vitros250
Random Access Chemistry Analyzer*

Parameter	Test Result	Reference Value
Creatinine	0.96 mg/dl	Male: 0.60-1.50 Female: 0.40-1.20 Child: 0.20-0.70
ALT (SGPT)	23 U/L	<40

Checked by


Md. Motaher Hossain
B.Sc (Hons), M.Sc (Biochemistry) D.U.
Biochemist
Ibn Sina Diagnostic & Imaging Center



- HOUSE NO. 48, ROAD NO. 9/A, SATMASJID ROAD
- DHANMONDI, DHAKA-1209
- PHONE : 9126625-6, 9128835-7
- E-mail : ibnsina@bdcom.com
- www.ibnsinatrust.com

IBN SINA DIAGNOSTIC & IMAGING CENTER

IMMUNOLOGY REPORT


ID No. : **D283860**
Name : MRS. ROWSHAN ARA AKHTER.
Refd. by : Assoc. Prof. M.A. Shakoor, MBBS., FCPS., FISSLS (Holland).
Specimen : Blood.


Received date : 20/7/2014 7:29PM
Print Date : 21/7/2014 1:52PM

Age: 40 year(s) Sex: Female

Estimations are carried out by Vitros Eci/Architect i2000SR/Advia Centaur/Immulite 2000 Random Access Immunoassay Analyzer

Parameter	Test Result	Reference Value
TSH	9.05 μ IU/ml	Adult: 0.47-5.01 Child: 0.70-5.70 Infant: 0.80-9.10 Newborn: 1.00-39.00


Checked by


A.S.M. Mustafizur Rahman
B.Sc (Hons), M.Sc (D.U.)
Consultant Biochemist
Ibn Sina Diagnostic & Imaging Center



IBN SINA DIAGNOSTIC & IMAGING CENTER

- HOUSE NO. 48, ROAD NO. 9/A, SATMASJID ROAD
- DHANMONDI, DHAKA-1209
- PHONE : 9126625-6, 9128835-7
- E-mail : ibnsina@bdcom.com
- www.ibnsinatrust.com

URINE EXAMINATION REPORT

No. : **D283860**

Received date : 20/7/2014 7:29PM
Print Date : 20/7/2014 10:04PM

Name : MRS. ROWSHAN ARA AKHTER.

Sex: Female Age: 40 year(s)

Ref. by : Assoc. Prof. M.A. Shakoor, MBBS., FCPS., FISSLS (Holland).

PHYSICAL EXAMINATION

Quantity	Sufficient
Colour	Yellowish
Appearance	Hazy
Sediment	Nil
Specific gravity	Not Done

CHEMICAL EXAMINATION

Reaction	Acidic
Excess of phosphate	Nil
Protein	Trace
Glucose	Nil
Acetone (Ketone body)	Not Done
Bence Jones Protein	Not Done
Bile salts	Not Done
Bile pigment	Not Done
Urobilinogen	Not Done
PH	Not Done
Nitrite	Not Done

MICROSCOPIC EXAMINATION

Epithelial cells	8-12/HPF
Pus cells	2-4/HPF
R.B.C.	Nil
Casts (Cellular/Granular/Hyaline)	Nil
Crystals:	Nil
Calcium oxalate	Nil
Amor phosphate	Nil
Uric acid	Nil
Urates	Nil
Triple phosphate	Nil
Sulphonamide	Nil
Others	Nil

DR. MD. SAIDUR RAHMAN
MBBS, DCP(BSMMU), M.Phil(Path)
Consultant Pathologist
Ibn Sina Diagnostic & Imaging Center

FOLLOW-UP INVESTIGATIONS

Name	Investigation	20.07.14	26.05.18	Age	Date of Entry
Important medication changes					
Important events					
PGA/Other DAIs					
Urine					
Protein	Trace				
Pus cells	2-4				
RBC	Nil				
C. S.					
Hb%	12.1		11.9		
ESR	46		77		
TC	6910		9800		
Neutrophils	59		62.8		
Lymphocytes	39		37.1		
Eosinophils	01		1.8		
Platelet	300000		477000		
Glucose (F)			2 hr after 75 mg glu		
Glucose (R)	5.40		5.32		
Urea			18		
Creatinine	0.96		0.67		
24-hour urinary protein					
Protein: creatinine ratio					
Creatinine clearance					
Bilirubin			0.29		
ALT	23		10		
Prothrombin time					
HBsAg					
Sodium					
Potassium					
Cholesterol			189		
LDL			106		
HDL			45		
Triglyceride			204		
FT4					
TSH	9.65				
Uric acid	3.1		4.59		
CRP					
Anti-ds-DNA					
Chest X-ray			Normal		
Creatinine Phosphokinase					
FVC					
APTT					
Gamma GT			28.0		
S. Total protein			85.0		
S. Albumin			38		

BASELINE INVESTIGATIONS

Name :

Age :

Date of Entry.

Investigation	Investigation	Date of Entry
RA test	15.06.14	
Anti CCP-Ab	102 (+ve)	
ANA	59 (+ve)	
Anti-Sm Ab		Quantiferon-TB Gold-Plus
Anti-RNP Ab		MRI of S.I. Joint
Anti-SSA		
Anti-SSB		Antichikungunya IgM
Anti-Scl 70		IgG
Anti centromere Ab		Study of Synovial fluid :
ECG	Normal	Cell counts
Echocardiography		AFB, Gram staining & C/S
X-Ray L/S spine AP view		ADA
X-Ray Both S.I. joints OV		Crystal
		Protein, sugar/Genexpert
Abdominal USG 26.08.18	Functional cyst in Rt ovary.	MRI of Knee/Hip/ Shoulder/(Rt/Lt)
MRI of brain		25 (OH)- Vit D (Total)
HRCT of chest		
MRI of L/S spine		
BMD-Hip & Spine		
M/E of bone marrow		
Hb-electrophoresis		
Serum vit B12		
Serum Fe		
TIBC		
Serum Ferritin		
Anti HCV Ab		
HLA B27		
USG of Shoulder/Hand/ ankle/Hip/Knee (Rt/Lt)		
Blood group	O (+ve)	
Stool R/E	Pos cell - 1-2 RPR - Nil	

C/C

- Multiple joint pain for 7 years.
- Morning stiffness (+ve).
- LBP (-ve).
- Palpitation
- DM (-ve).
- HTN (-ve).
- Asthma (-ve).
- Skin disease (-ve).
- O/H (-ve)
- Family history (+ve) ⊖ ⊖
- H/O, Hypothyroidism.

Arterial pulse (+) Rest
coast and p

of Entry.

C/M:

PLAN OF INVESTIGATIONS

(Please do only the underlined investigations)

Name Age

Rheuma-1

Rheuma-2

Rheuma-3

Urine R/M/E

Hb% TC, DC, ESR, Platelet count, MCV

Comment on peripheral blood film. Hematocrit
MP (on thick & thin films)

Blood glucose: fasting/random/2 hrs
after 75g glucose

Serum creatinine, blood urea

24- hour urinary protein, CCr

Urinary Protein / Creatinine Ratio (PCR)

Serum cholesterol, triglyceride (fasting)

HDL-cholesterol, LDL- cholesterol

Serum sodium, potassium, electrolytes

Serum calcium

Serum amylase/ S. lipase

Creatinine phosphokinase

Tuberculin test

Quantiferon-TB Gold-plus

SEROLOGICAL

ICT for filarial Ag, malaria

VDRL, TPHA

Anti-HIV Ab

RHEUMATOLOGICAL

C-reactive protein

Rose-Waaler test, RA test

Anti- CCP Ab

Serum uric acid

ANA (screening)

Anti-ds-DNA Ab, Anti-Sm Ab

pANCA, cANCA

Anti-SSA Ab, Anti-SSB Ab,

Anti-RNP Ab, Anti-JO-I

Anti-Scl 70, Anti- centromere Ab

HLA B-27, HLA-B51

APTT

Lupus Anticoagulant

Anti Phospholipid Ab

Serum C₃, C₄

Serum IgM, IgG, IgA

HEPATIC PROFILE

ALT, AST, Serum bilirubin, LDH

Alkaline phosphatase

Prothrombin time

Serum protein, serum albumin

HBsAg (ELISA), HBeAg

Anti-HCV Ab, IgM anti- HEV/Ab

ENDOCRINOLOGICAL

Serum TSH, FT4

Serum cortisol (basal)

Testosterone, iPTH, prolactin

Urine for ketone bodies, microalbumin

HbA1C

FNAC of thyroid nodule, s.phosphate

25(OH)-vitD (Total)

CARDIOLOGIC

ECG

Echocardiography (to exclude evidence of
rheumatic carditis)

Color doppler study of heart including PASP

Exercise tolerance test

ULTRASONOGRAPHY

Upper abdomen/hepatobiliary system and
pancreas/to exclude CLD/fluid in

right/left supradiaphragmatic space

Kidneys, adrenals, bladder

(including postvoidal residue), prostate

Pelvic organs/scrotum

Whole abdomen, paraaortic lymph nodes,
spleen. to exlude ascites, lump in...

Duplex study of carotid,

lower/upper limb arterial/venous
system

MSK USG/Rt/Lt shoulder/Knee

তথঃ
/Ankee/Hip/Hand.....

সকাল : ৮টা - ২টা

সিরিয়াল : ০১৭৭৭১৬২৫৮০

ডাঃ সৈয়দ জামিল আব্দাল

P.T.O.