



পাইম ল্যাব এন্ড হসপিটাল




PRIME LAB & HOSPITAL

Sadar Hospital Road (Ex. Rubi Cinema Hall), Naogaon, Tel: 0741-62970, Mobile: 01715-772915, 01751-524242

ID No : 00000035
 Patient's Name : S.M.Abdul Bari
 Refd. By : Asst.Prof.Dr.Md.Jainul Abedin - MBBS.MS(Urology)
 Specimen : Blood
 Date : 13 - Mar - 23
 Age : 35 Yrs Sex : Male

(Estimations were carried out by Automated Mindray BC-2800 Haematology Analyzer & Verified manually)

HAEMATOLOGICAL REPORT

| Test | Result | Reference range | Histogram |
|-----------------------|------------------|---|---|
| Haemoglobin (Hb%) | 10.7 g/dl 66.9 % | M: 12-18, F: 11.5-16.0 g/dl |  |
| ESR (Westergren) | 10 mm/1st hr. | M:0-12, F:0 - 20 mm/1st hr | |
| TOTAL WBC COUNT | 9,800 /cumm | Adult:4000 - 11000/cumm Child: 5000-15500/cumm |  |
| DIFFERENTIAL COUNT | | | |
| Neutrophils | 60 % | 40 - 75 % | |
| Lymphocytes | 33 % | 20 - 45 % | |
| Monocytes | 04 % | 02 - 08 % | |
| Eosinophils | 03 % | 01 - 06 % | |
| Basophils | 00 % | 00 - 01 % | |
| Total Cir. Eosinophil | 294 /cumm | 150 - 400/cumm |  |
| Platelet Count | 155,000 /cumm | 1,50,000 - 4,00,000/cumm | |
| MPV | 10.1fl | 7.0 - 11.0 fl | |
| PDW | 15 % | 10 - 18 % | |
| PCT | 0.14 % | 0.1-0.2 % | |
| RBC COUNT | 5.17 m/μl | M: 4.5-5.5, F: 3.8-5.5 m/μl | |
| HCT/PCV | 35.0 % | M: 40-54%, F: 37-47% | |
| MCV | 68.0 fl | 76 - 94 fl | |
| MCH | 23.0 pg | 27 - 32 pg | |
| MCHC | 33.0 g/dl | 29 - 34 g/dl | |
| RDW-CV | 23.0 % | 10 - 16 % | |
| Malarial Parasite(MP) | | | |
| Bleeding Time (BT) | | 2-7 Min | |
| Clotting Time (CT) | | 4-11 Min | |

Medical Technologist
 DMT (Lab Medicine)

Dr.Md.Eskendar Hossain
 MBBS. DA