

Patient: Mrs Shamsun Nahar
 Date of Birth: Jan 01, 1984
 Gender: Female
 Patient ID: P-2022/00889




Harun Eye Foundation Hospital
 House No.12/A, Road No.05, Dhanmondi, Dhaka

OS Single Field Analysis

Central 24-2 Threshold Test

Fixation Monitor:	Gaze/Blind Spot	Stimulus:	III, White	Date:	Jan 24, 2022
Fixation Target:	Central	Background:	31.5 asb	Time:	12:02 PM
Fixation Losses:	0/11	Strategy:	SITA Fast	Age:	58
False POS Errors:	5%	Pupil Diameter:	2.9 mm *		
False NEG Errors:	8%	Visual Acuity:	6/6		
Test Duration:	03:22	Rx:	+4.75 DS		
Fovea:	34 dB				



-11	-3	-6	-6				
-5	-4	-5	-2	-3	-3		
-7	-3	-4	-3	-1	-1	-3	-2
-3	-3	-2	0	0	-1	-2	-1
-3	-4	-4	-1	-1	-1	-5	-8
-2	-5	-3	-3	-4	-3	-2	-10
-6	-7	-5	-9	-7	-1		
0	-3	-5	-7				



Total Deviation

-10	-2	-5	-5				
-4	-3	-4	-1	-2	-2		
-6	-2	-3	-2	0	0	-2	-1
-2	-2	-1	1	1	0	-1	0
-2	-2	-3	0	0	0	-4	-7
-1	-4	-2	-2	-3	-1	-1	-9
-5	-6	-4	-7	-6	0		
1	-2	-4	-6				


Pattern Deviation

GHT: Borderline

VFI: 95%
 MD24-2: -3.36 dB P < 1%
 PSD24-2: 2.50 dB P < 2%



:: P < 5%
 ⊠ P < 2%
 ⊞ P < 1%
 ■ P < 0.5%



Comments

