

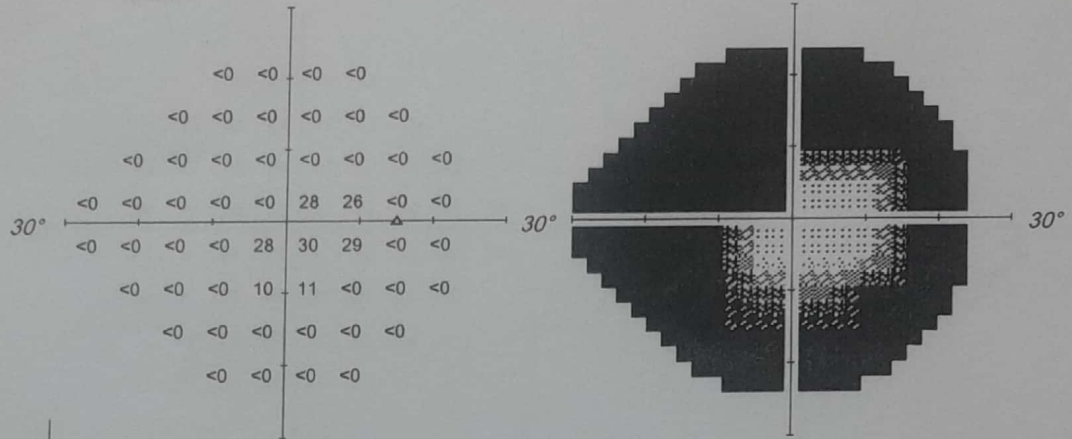
Patient: ., Mrs Shamsun Nahar
 Date of Birth: Jan 01, 1964
 Gender: Female
 Patient ID: P-2022/00889



Harun Eye Foundation Hospital
 House No. 12/A, Road No.05, Dhanmondi, Dhaka

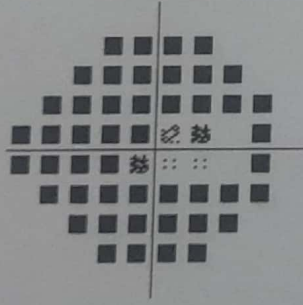
OD Single Field Analysis **Central 24-2 Threshold Test**

Fixation Monitor:	Gaze/Blind Spot	Stimulus:	III, White	Date:	Jan 24, 2022
Fixation Target:	Central	Background:	31.5 asb	Time:	11:52 AM
Fixation Losses:	0/12	Strategy:	SITA Fast	Age:	58
False POS Errors:	0%	Pupil Diameter:	3.9 mm *		
False NEG Errors:	N/A	Visual Acuity:	6/6		
Test Duration:	05:17	Rx:	+4.00 DS		
Fovea:	35 dB				



-29-29-29-29
 -31-32-32-31-31-30
 -31-32-33-33-33-33-32-31
 -29-32-33-34-35 -5 -5 -32
 -30-32-34-35 -5 -3 -3 -32
 -31-33-34-22-22-34-33-32
 -32-33-33-33-33-32
 -31-32-32-32

Total Deviation



MD Threshold exceeded.
 See Total Deviation plot.


Pattern Deviation

MD Threshold exceeded.
 See Total Deviation plot.

GHT: Outside Normal Limits

VFI: 23%
 MD24-2: -28.74 dB P < 0.5%
 PSD24-2: 9.48 dB P < 0.5%

- :: P < 5%
- ▨ P < 2%
- ▩ P < 1%
- P < 0.5%



Comments

