



# Reproductive Endocrinology and Infertility Unit & IVF Center



ID - 9630/21

(বক্ষ্যাত্ব চিকিৎসা কেন্দ্র) R/N: 21 91/37  
ঢাকা মেডিকেল কলেজ হাসপাতাল

নাম: Yesmine বয়স: 29 yrs তারিখ: 20/2/22

রোগ: 1st failed IVF & Lt sided tubal block & Hypo-thyroidism & male factor (moderate oligo-asthenozoospermia)

C/E:

wants to conceive for 8 yrs

M/H:

LMP - 11/02/22  
4-5 day  
MP/BCE = 28 ± 2

Adv. TVS (DPE) 1 PM  
22/02/22

O/H P-0

H/O IVF at 2019.

Drug History:

Tab. Zeleta (2.5 mg) x4

900 - pFSH 75IU

20/02/22  
- 4mg rFSH (75 IU)  
1 amp SIC - on D10, D12  
- Tab. Valerian (1 mg) 1+0+1 - 2 hrs

Adv: TVS - D13

Plan: IUI

LMP: 11/2/2022

Adv TVS Folliculometry Dis.

Rx: 2mg. HCG (5000 IU) 1 amp you start

Adv: IUI on 24.02.22.

Y. Haide 20/02/22

23/2/2022

Y. Haide 23/2/22

.....because hope never dies





DEPARTMENT OF BIOCHEMISTRY & MOLECULAR BIOLOGY  
বঙ্গবন্ধু শেখ মুজিব মেডিক্যাল বিশ্ববিদ্যালয়  
Bangabandhu Sheikh Mujib Medical University  
Shahbag Avenue, Dhaka-1000, Bangladesh




**BIOCHEMISTRY REPORT**

Invoice No : G2214/220106 Invoice Date : 06/01/22 Delivery Date : 06/01/22 Report No : 12201411430  
Patient Name : JAHIDUL ISLAM Age : 31 Y Gender : Male  
Referred By : BSMMU HOSPITAL. **Paid**

Sample : BLOOD. LAB. No : 12201542437, 12201542438  
Tests : Glucose Fasting Blood, Glucose 2hrs After 75gm Glucose Blood

Test is carried out by automated analyzer: Alinity ci

Test	Result	Reference Value
<u>Plasma Glucose</u> Fasting	4.8 mmol/L	Normal: 3.5-6.0 mmol/L IFG: 6.1-6.9 mmol/L DM: 7.0 mmol/L (equal or more) Pregnant Woman: <5.1 mmol/L
2 hrs After 75gm Glucose	5.0 mmol/L	Normal: < 7.8 mmol/L IGT: 7.8-11.0 mmol/L DM: 11.1 mmol/L (equal or more) Pregnant Woman: <8.5 mmol/L



Done By :: MD. NAZMUL HOSSEN  
Medical Technologist

Print by & Date :: APU on 06/01/2022 03:59:40 PM

Powered by: MYSOFT Ltd.

*Handwritten signature*

*Handwritten signature*  
DR. NAILA ATIK KHAN.  
MBBS, MD.  
Research Assistant.

C23281



# DEPARTMENT OF MICROBIOLOGY

## DHAKA MEDICAL COLLEGE, DHAKA

Phone: +88 02 55165081

Email: microdmc@gmail.com

Patient's name Jahidul Islam Reg. no.....

Age 30 yrs Sex..... Sample ID.....

OPD/Ward/Cabin SIOPD Bed..... Date 07.09.2021

### MICROBIOLOGY

Test name : **Semen Analysis** Time of examination: 12:40 PM

Time of collection: 12:10 PM

PHYSICAL EXAMINATION		Normal Value
Amount	<u>2 ml</u>	
Colour	<u>Greyish</u>	
Consistency	<u>viscid</u>	
Reaction	<u>PH. 8</u>	
MICROSCOPIC EXAMINATION		Normal Value
Total Count	<u>15 million/ml</u>	<u>&gt;20 million/ml</u>
Motility (after incubation at 37°C for 30m)		<u>&gt;55%</u>
Actively motile	<u>50 %</u>	
Feebly motile	<u>30 %</u>	
Non motile	<u>20 %</u>	
Morphology		<u>&gt;55%</u>
Normal	<u>70%</u>	
Abnormal	<u>30%</u>	
Epithelial cell	<u>nil /HPF</u>	
Pus cell	<u>nil /HPF</u>	
RBC	<u>nil /HPF</u>	
OTHERS		

COMMENT: oligozoospermia & reduced motility

Powered by: MYSOFT Ltd.

C23281

Prepared

Print by & Date

House 106

Medical Technologist  
Department of Microbiology

V. 7.9.21  
Prof./Assoc.prof/Asst.prof/Lecturer  
Department of Microbiology

01766663305, 01766661110

LABAID LTD. (DIAGNOSTICS), BARISHAL

License No: HSM4514137 | Reg. Code: HSM63036

**LABAID**  
Diagnostics  
...Home of Trust



## SEMEN ANALYSIS REPORT




Invoice No : B2112369069	Invoice Date : 09/12/21	Delivery Date : 09/12/21	Report No : 152112595718
Patient Name : MR. PRINCE	Age : 31 Y	Gender : Male	
Referred By : DHAKA MEDICAL COLLAGE HOSPITAL, DHAKA			
Sample : SEMEN	LAB. No : 152112767046		
Tests : Semen Analysis			

Test	Result
Method of collection	: Masturbation
Marrital Status	: Unknown
Quantity	: 4.5 ml
Appearance/Color	: Greyish White
Reaction	: Alkaline
Viscosity	: Normal
Liquefaction	: Complete after 30 min incubation at 37 °C
Sperm count	: 90 million/ml
<b>Sperm Motility</b>	
	: Actively Motile = : 25 %
	: Weakly Motile = : 30 %
	: Non Motile = : 45 %
<b>Sperm Morphology</b>	
	: a. Normal : 40 %
	: b. Abnormal : 60 %
<b>Others</b>	
	: Pus cells 1 - 2 /HPF
	: Epithelial cells 0 - 2 /HPF
	: RBC 2 - 3 /HPF
<b>Opinion</b>	: Normal sperm count with low motility.

HN :

Powered by: MYSOFT Ltd.

C23281

Prepared By :: Saiful Islam   
Medical Technologist

**DR. NASIRUDDIN AHMAD**  
MBBS, M.Phil (Path)  
Ex. Prof. Pathology,  
SBMC, Barishal.

Print by & Date :: KAJALI on 09/12/2021 01:51:36 PM

House 106, Sadar Road, Barishal, Tel : 0431-2177710-3, Mobile : 0176666 3305, 0176666 1110, E-mail : info@labaidgroup.com, Web : www.labaidgroup.com

Patient ID:            5 7 3 4 5 7  
 Name: YEASMIN AKTER  
 Age: 31y Sex: M  F   
 Ward/Unit/Cabin: 1(B) Bed:   
 Date: 12 2 22 Time:

**PRESCRIPTION**

Known allergies: wt - 55 kg BP → 90/70 mmHg

OPD ED Discharged Diagnosis: Primary Subfertility with

Item Code	No.	RX	Qty.
	90	Trying for pregnancy 7 yr. several times OI, IUI (1 cycle), IVF (one time) failed MF 10 yr, POTO M/H: Cyclic LMP → 11/02/22	
		Husband - oligo asthenozoospermia HSG → Left sided tubal block	
		Plan: IUI - 3 cycle wife Husband	
		Tab. Astagen (4mg) 1 + 0 + 1 - 2 months	
		Tab. Follison (5mg) 0 + 0 + 1 - contin	
		Cap. Ec plus 1 + 0 + 1 - 2 months	
		Tab. Thyren (25mcg) 1 + 0 + 0 - 2 months	

Instruction : For Labeling

(Pharmacy)

Bengali   
English

Prescribed By :

Prof. Dr. Nilufar Sultana  
MBBS, FCPS (Obs & Gynae)  
Senior Consultant  
Obstetrics & Gynaecology  
BMDC Reg. No. A-14484  
United Hospital Limited

Prepared By :

Dispensed By :

Primary SF & IVF failed (2019) & left sided  
tubal block & Hypothyroidism (corrected)  
& Oligoasthenozoosperm

DHAKA MEDICAL COLLEGE HOSPITAL  
REPRODUCTIVE ENDOCRINOLOGY & INFERTILITY UNIT

Name: Yesmen Age: 28y Date: 05.01.22  
OPD/Ward/Cabin: ..... Reg. No: 3998/06

LMP - 01.01.22.  
D5

Base Line TVS Scan

Uterus: Size L 6.02 W ..... A/P 3.48

Endometrium:  
Thickness 4.3 mm

Morphology:  Echogenic/  Tripple Line/  Endometrial Polyp

Fibroid/ Adenomyosis/others:

Ovaries -

Rt. Ovary: Size ..... Vol 10.60 cm<sup>3</sup>

AFC - (Antral follicle count) 13 Size .....

Accessibility: ..... Easy/Difficult/Not Visible

Cyst/Hydro Salpinx-

Lt. Ovary: Size 3.2 x 1.88 x 1.52 Vol 4.70 cm<sup>3</sup>

AFC - (Antral follicle count) 5-6 Size .....

Accessibility:  Easy/Difficult/Not Visible

Cyst/Hydro Salpinx- NO.

Comment: .....

Haider  
5.01.22  
Signature.





Rx Tab. Thyron (25 mg)  
2040 28/11/20  
Tab. Progest (10 mg)

2040 ————— 28/11/20

Tab. Carve (15 mg)

0+240 ————— 28/11/20

Tab. Poliron

0+240 ————— 28/11/20

2 2040 20

S. Bhegy

- 2040 - 28/11/20 - 0/8/20

W. Steidle



বঙ্গবন্ধু শেখ মুজিব মেডিক্যাল বিশ্ববিদ্যালয়  
Bangabandhu Sheikh Mujib Medical University  
DEPARTMENT OF MICROBIOLOGY

Slip Date : 02/01/2022

Slip ID : 1426  
Patient Name : MRS. YASMIN  
Ref By :

Specimen Receiving Date : 02-Jan-2022  
Report Delivery Date : 03-Jan-2022  
Sex : F Age : 29Y-0M-0D

Method : Chemiluminescent Immunoassay  
Instrument : ADVIA Centaur, SIEMENS

<u>Test Name</u>	<u>Result</u>	<u>Reference Value</u>
TSH	1.71 $\mu$ U/mL	Adult: 0.35 - 5.50 $\mu$ U/mL Newborn: 1.0 - 39.0 $\mu$ U/mL Infants: 0.80 - 9.0 $\mu$ U/mL Children: 0.70 - 5.70 $\mu$ U/mL 0.8 - 1.8 ng/dL
Free T4	1.30 ng/dL	
FSH	8.43 mIU/mL	Premenopausal : Follicular Stage : 2.8 - 11.3 mIU/mL Mid Cycle : 5.8 - 21.0 mIU/mL Luteal Stage : 1.2 - 9.0 mIU/mL Postmenopausal : 21.7 - 153 mIU/mL Adult Males : 0.7 - 11.1 mIU/mL
LH	3.59 mIU/mL	Female Follicular phase: 1.1 - 11.6 mIU/mL Luteal phase: 0 - 14.7 mIU/mL Menopausal: 11.3 - 39.8 mIU/mL Adult Males: 0.8 - 7.6 mIU/mL

M A Salam

Dr. Rehana Razzak Khan  
MBBS, FCPS  
Medical Officer

Dr. Sharmeen Ahmed  
MBBS, M. Phil  
Professor

Dr. Shaheda Anwar  
MBBS, M.Phil, PhD  
Associate Professor

Printing date : 03-Jan-2022 10:56 am

Printed by : Imam Hossain

Powered By: yours



বঙ্গবন্ধু শেখ মুজিব মেডিক্যাল বিশ্ববিদ্যালয়  
Bangabandhu Sheikh Mujib Medical University  
DEPARTMENT OF MICROBIOLOGY

Slip Date : 18/11/2021

Slip ID : 1003  
Patient Name : MRS. YASMIN  
Ref By :

Specimen Receiving Date : 18-Nov-2021  
Report Delivery Date : 18-Nov-2021  
Sex : F Age : 28Y-0M-0D

Specimen : Blood  
Method : ELISA

Test Name

Result

Reference Value

AMH ( Anti Mullerian Hormone)

2.74 ng/ml

Optimal Fertility : 4.00 – 6.80 ng/ml  
Satisfactory Fertility : 2.20 – 3.99 ng/ml  
Low Fertility : 0.30 – 2.19 ng/ml  
Very Low Fertility : 0.00 – 0.29 ng/ml  
High Level : >6.80 ng/ml

M A Salam

Dr. Rehana Razzak Khan  
MBBS, FCPS  
Medical Officer

Dr. Sharmeen Ahmed  
MBBS, M. Phil  
Professor

Dr. Ismet Nigar  
MBBS, FCPS  
Assistant Professor

Printing date : 18-Nov-2021 2:55 pm

Printed by : Abdur Rahman

Powered By: yoursoft



DEPARTMENT OF BIOCHEMISTRY & MOLECULAR BIOLOGY  
বঙ্গবন্ধু শেখ মুজিব মেডিক্যাল বিশ্ববিদ্যালয়  
Bangabandhu Sheikh Mujib Medical University  
Shahbag Avenue, Dhaka-1000, Bangladesh



HORMONE REPORT



Invoice No : G2213/220106	Invoice Date : 06/01/22	Delivery Date : 06/01/22	Report No : 12201411378
Patient Name : YEASMIN	Age : 29 Y	Gender : Female	<b>Paid</b>
Referred By : BSMMU HOSPITAL.			

Sample : BLOOD LAB. No : 12201542038  
Tests : Prolactin

Test is carried out by automated analyzer: Atellica, Siemens Germany

Test	Result	Reference Value
Prolactin	8.1 ng/mL	Male : 2.1-17.7 ng/mL Female - Non-pregnant : 2.8-29.2 ng/mL Pregnant : 9.7-208.5 ng/mL Post menopausal : 1.8-20.3 ng/mL

Done By :: MD. NAZMUL HOSSEN  
Medical Technologist

Print by & Date :: APU on 06/01/2022 03:52:52 PM

Powered by: MYSOFT Ltd.

DR. NAILA ATIK KHAN.  
MBBS, MD.  
Research Assistant.



X-RAY REPORT							
ID NO.	10751	SL.NO.	12	Date:	02-08-17	Sex	Female
Name	Mrs. Yeasmin Islam.					Age	24 Yrs.
X-RAY	HSG.						
Refd. By.	Prof. Dr. Parveen Fatima. MBBS, FCPS. (Gynae)						

*Thank you for the Courtesy of this kind referral*

### HSG

**Uterus:-** Is outlined by contrast media without any obstruction.

**Fallopian tubes:-** Both the tubes are outlined by contrast media.  
There is no spillage present in peritoneal cavity  
in left side.

**Impression:-** Left sided tubal block.

**Dr. Md. Shahidul Islam.**  
MBBS. MD. (Radiology & Imaging)  
Associate Prof. & Head.  
Dept. of Radiology & Imaging  
NITOR ( Pongu Hospital) Dhaka.



# DEPARTMENT OF VIROLOGY

বঙ্গবন্ধু শেখ মুজিব মেডিক্যাল বিশ্ববিদ্যালয়

Bangabandhu Sheikh Mujib Medical University

Shahbag, Dhaka-1000, Bangladesh

Tel : 8617099, PABX : 8612550-54 Ext. 4417/4413/4704/4705, E-mail: virologybsmmu@yahoo.com



Rep ID : R13193

Print Date : 08-JAN-22 11:49 AM 353

Patient No : 01596544

Patient Name : YEASMIN

Request No : 0001572609

Gender : FEMALE

Age : 29 Yrs 0 Mons 2 Day

Receipt/Lab : 7815-59-0601222

Specimen Received Date: 06/01/2022 11:48 Req. Date: 06/01/2022


Req. Doctor :

Location : OPD

## PATIENT LABORATORY RESULT

Test	Method	Cut off	Test OD	Index Value/Titer	Result
HBsAg	CHEMILUMINESCENCE			0.01	Negative
Titer <0.05 IU/ml & ≥ 0.05 IU/ml indicate Negative and Positive result respectively. Advice: Hepatitis-B Virus Vaccination is recommended, if Anti-HBc (Total) test is found Negative.					
Anti HCV	CHEMILUMINESCENCE			0.031	Negative
Titer <1.00 IU/ml & ≥ 1.00 IU/ml indicate Negative and Positive result respectively.					
Anti HIV (1+2)	ELISA	0.17	0.04		Negative
Anti Rubella IgG	CHEMILUMINESCENCE			48.7 IU/ml	<u>Positive</u>
Anti Rubella IgG <5 IU/ml, 5-10 IU/ml & ≥ 10 IU/ml means Negative, Equivocal and Positive respectively. Protective titer-15 IU/ml or more.					
Anti Rubella IgM	CHEMILUMINESCENCE			<10.0 AU/ml	Negative
Anti Rubella IgM <20 AU/ml, 20-25 AU/ml & ≥ 25 AU/ml means Negative, Equivocal and Positive respectively.					

Checked By  
Medical Officer/  
Resident

  
Associate Professor  
MBBS, M. Phil

Assistant Professor  
MBBS, M. Phil

Assistant Professor  
MBBS, MD



## HORMONE REPORT



Invoice No : G1772/211128	Invoice Date : 28/11/21	Delivery Date : 28/11/21	Report No : 12111342355
Patient Name : ZAHIDUL ISLAM		Age : 31 Y	Gender : Male
Referred By : BSMMU HOSPITAL.			<b>Paid</b>

Sample : BLOOD	LAB. No : 12111456493
Tests : Serum Vit B-12	

Test is carried out by automated analyzer: Alinity ci

Test	Result	Reference Value
Serum Vit. B-12	608.00 pg/mL	239 - 931 p gm/mL



Done By :: MRS. FAUZIA SULTANA

BSc (Lab. Medicine)  
Senior Medical Technologist

Print by & Date :: SHAFIUL on 28/11/2021 01:27:36 PM

Powered by: MYSOFT Ltd.

DR. FORHADUL HOQUE MOLLAH

MBBS, MPhil  
Professor



# DEPARTMENT OF VIROLOGY

বঙ্গবন্ধু শেখ মুজিব মেডিক্যাল বিশ্ববিদ্যালয়

Bangabandhu Sheikh Mujib Medical University

Shahbag, Dhaka-1000, Bangladesh

Tel : 8617099, PABX : 8612550-54 Ext. 4417/4413/4704/4705, E-mail: virologybsmmu@yahoo.com



Rep ID : R13193

Print Date :08-JAN-22 11:49 AM 353

Patient No : 01596546 Patient Name : JAHIDUL ISLAM  
Request No : 0001572611 Gender : MALE Age : 31 Yrs 0 Mons 2 Day  
Receipt/Lab : 7818-61-0601222 Specimen Received Date: 06/01/2022 11:48 Req. Date: 06/01/2022  
Req. Doctor : Location : OPD

## PATIENT LABORATORY RESULT

Test	Method	Cut off	Test OD	Index Value/Titer	Result
HBsAg	CHEMILUMINESCENCE			0.01	Negative
Titer <0.05 IU/ml & ≥ 0.05 IU/ml indicate Negative and Positive result respectively. Advice: Hepatitis-B Virus Vaccination is recommended, if Anti-HBc (Total) test is found Negative.					
Anti HCV	CHEMILUMINESCENCE			0.026	Negative
Titer <1.00 IU/ml & ≥ 1.00 IU/ml indicate Negative and Positive result respectively.					
Anti HIV (1+2)	ELISA	0.17	0.06		Negative

*Red*  
Checked By  
Medical Officer/  
Resident

*[Signature]*  
Associate Professor  
MBBS, M. Phil

Assistant Professor  
MBBS, M. Phil

Assistant Professor  
MBBS, MD