







# Ahsania Mission Cancer & General Hospital

Plot # 03, Embankment Drive Way, Sector- 10, Uttara Model Town, Uttara, Dhaka-1230, Bangladesh  
Phone: +880-2-55092196-7, 09678016391, Mob: 01531 291 810, 01841 556 601  
E-mail: info.amcgh@gmail.com, Website: www.ahsaniacancer.org.bd

A Non Profit Organization of Dhaka Ahsania Mission

## ONCOLOGY DISCHARGE CERTIFICATE

Printed Date : AUG-19-22 06:10 PM

HIN  
Patient Name  
Age  
Consultant  
Primary Diagnosis  
Histopathology  
Co morbidity  
Admission Date  
Treatment History

Discharge No 2208190011  
: RC2021030601  
: ABUL KASEM  
: 80 Year  
: Prof.Dr.A.M.M.Shariful Alam, Sr. Consultant & Head of Dept., Clinical Oncology  
: **Malignant melanoma of sole of the left foot.**  
: Malignant melanoma.  
: DM, HTN  
16/08/2022

Therapy Id :

Sex : Male

Discharge Date : 19/08/2022

Discharge : with advice

Chemotherapy Protocol

: Inj. Cisplatin 30mg on D1-D4, Inj. Vinblastin 2mg on D1-D4, Inj. Dacarbazine 1000 on D1 with GCSF on D5 @ 3 weekly

Cancer Code

Present Treatment Summary

: Patient was admitted for cycle 02 chemotherapy and received it from 16/08/2022 to 19/08/22 without any immediate adverse effect.

Medication on Discharge

Tab. Rivotril 0.5mg	0+0+1	after meal	if sleep disturbance
Syrup Askorel	2TSF,BD		7days
Tab. Pantonix 20mg	1+0+1	before meal	14 days
Inj. Neufil 30MU	1 PFS	S/C-stat	on 20/08/2022 (given)
Tab. Paloron 0.5 mg	1+0+0	before meal	3 days & if vomiting
C3CT			Due Date : 06/09/2022

Next plan

Advice on discharge

: Please check CBC PC, S.Creatinine after 7 days & contact with sir.  
Please check CBC PC, S.creatinine on 05/09/2022 & contact with sir with report for next chemotherapy on 06/09/2022.  
If any health related problem arise then contact with local MBBS doctor or AMCGH

For/ Dr. Tonni

Dr. Shaikh Sanvir Hasnayan  
Clinical Co-Ordinator, Radiation Oncology

Dr. R

Dr. Shayin Kadir Rivu  
Medical Officer, Medical Oncology

Tab. Argin 50mg 1+1+1 If abdominal pain.

ORS (If passage of loose stool).

Tab. Apit 160 mg 1+0+1 Before meal - 10 days

Sample No.: 1  
 Patient ID: RT-04/8143  
 Name: ABUL KASEM-80Y  
 Sample Comment:


Ward: Adapter: 2

Pos.: 1 16/08/2022 10:38:52 WB  
 Doctor: Prf.Dr.A.m.m Sharif  
 Birth: Sex: Male  
 Nickname: XN-L

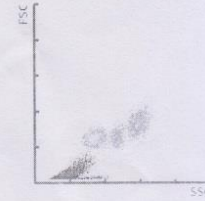
Negative

WBC	7.53	[10 <sup>3</sup> /uL]		
RBC	5.21	[10 <sup>6</sup> /uL]		
HGB	13.2	[g/dL]		
HCT	39.1	[%]		
MCV	75.0	[fL]		
MCH	25.3	[pg]		
MCHC	33.8	[g/dL]		
PLT	356	[10 <sup>3</sup> /uL]		
RDW-SD	37.9	[fL]		
RDW-CV	14.1	[%]		
PDW	11.4	[fL]		
MPV	10.0	[fL]		
P-LCR	24.9	[%]		
PCT	0.36	[%]		
NEUT	3.23	[10 <sup>3</sup> /uL]	42.9	[%]
LYMPH	3.72	[10 <sup>3</sup> /uL]	49.4	[%]
MONO	0.55	[10 <sup>3</sup> /uL]	7.3	[%]
EO	0.01	[10 <sup>3</sup> /uL]	0.1	[%]
BASO	0.02	[10 <sup>3</sup> /uL]	0.3	[%]
IG	0.10	[10 <sup>3</sup> /uL]	1.3	[%]


WDF




WDF-CBC



RBC



PLT



WBC IP Message

RBC IP Message

PLT IP Message

S. Creatinine → 1.66 mg/dL

*Sharif*  
 Medical Technologist  
 Dept. of Pathology



# Ahsania Mission Cancer & General Hospital

A Non Profit Organization of Dhaka Ahsania Mission

Plot # 03, Embankment Drive Way, Sector-10, Uttara Model Town, Uttara, Dhaka-1230, Bangladesh

Hotline : 10617, 09612310617, 0255092196-7, 01531291810, 01841556601

E-mail : info@amcghbd.org, Web : www.amcghbd.org, www.facebook.com/ahsaniacancer

বহির্বিভাগীয় রোগীর চিকিৎসাপত্র

রেজিঃ নং .....

তারিখ : 06.08.22

নাম : Abul Kaarem বয়স : ..... লিঙ্গ : পুরুষ/ মহিলা

ঠিকানা : .....

রোগ : .....

R<sub>x</sub>

06 AUG 2022

R<sub>x</sub>

1. Tab- Revont  
7+0+7 → ৭দিন
2. Tab. Megestrol (160mg)  
7+0+7 → ২০দিন
3. Tab. Neuro-B  
7+0+7 → ৩৪ম

phulak  
06.08.2022

✓ Prof. (Dr.) A.M.M Shariful Alam  
MBBS, D.M., FCPS, FICS (USA)  
Senior Consultant & Head Clinical Oncology  
Ahsania Mission Cancer & General Hospital  
Uttara, Dhaka.



# Ahsania Mission Cancer & General Hospital

Plot # 03, Embankment Drive Way, Sector- 10, Uttara Model Town, Uttara, Dhaka-1230, Bangladesh  
Phone: +880-2-55092196-7, 09678016391, Mob: 01531 291 810, 01841 556 601  
E-mail: info.amcgh@gmail.com, Website: www.ahsaniacancer.org.bd



A Non Profit Organization of Dhaka Ahsania Mission

Report No. : HEM202208103303      HN. No.: RC2021030601      Collected on: 16-08-22 08:56:57 AM  
Bill No. : 220810008143      Received on: 16-08-22 09:56:57 AM  
Bill Date : 16/08/2022      Delivery on : 16-08-22 05:19:50 PM  
Patient's Name : ABUL KASEM      Age : 80 Years.  
Specimen : Blood      Sex : Male  
Ref. By : Prof.Dr.A.M.M.Shariful Alam,Sr. Consultant & Head of Dept.,Clinical Oncology

## HEMATOLOGICAL REPORT

(Relevant estimations were carried out by ""Sysmex XN-550"" Automated Hematology Analyzer & checked manually)

Exam Name	Result	Unit	Reference Range
Haemoglobin(Hb)	13.2	g/dl	Male:13-18, Female: 11.5-16.5
ESR(Westergren)	23	mm/1st hr	Male: 0-10, Female: 0-20
White Blood Cells(WBC)	7500	/cumm	4000-11000/ cumm
Total RBC Count	5.21	m/ul	Male: 4.5-6.5, Female: 3.8-5.8 m/ul
Total Platelet Count (PC)	3,80,000	/cumm	150000-400000/cumm
Total Cir. Eosinophil Count(TEC)		/cmm	40-450/cumm

Differential Count	Result	Unit	Reference Range	Result(%)	Unit	Range(%)
Neutrophils	3150	mm <sup>3</sup>	2000-7000/mm <sup>3</sup>	42	%	40-75%
Lymphocytes	3750	mm <sup>3</sup>	1000-3000/mm <sup>3</sup>	50	%	20-50%
Monocytes	525	mm <sup>3</sup>	200-1000/mm <sup>3</sup>	7	%	02-10%
Eosinophils	75	mm <sup>3</sup>	20-500/mm <sup>3</sup>	1	%	01-06%
Basophil	0	mm <sup>3</sup>	20-100/mm <sup>3</sup>	0	%	00-01%

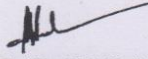
  

HCT/PCV	39.1	%	Male: 40-54%, Female: 37-47%
MCV	75.0	fL	76-94 fL
RDW	14.1	%	10.0-16.0%
MPV	10.0	fL	7.0-11.0 fL
MCH	25.3	pg	27-32 pg
MCHC	33.8	g/dl	29-34 g/dl
PDW	11.4	%	10-18%
PCT	0.36	%	0.20%-0.6%
Bleeding time			2-7 Min
Coagulation time (CT)			6-9 Min
Malarial Parasite			

**Comment :**  
Lymphocytosis.

Report Processor  
Mr. Rubel Chakma

  
Ms. Tania Khatun  
DMLT(LAB)  
Jr. Medical Technologist, AMCGH

  
Lt. Col. (Rt.) Dr. Md. Hafizul Islam  
MBBS, DCP, FCPS (Hematology)  
Sr. Consultant (Hematology), AMCGH



# Ahsania Mission Cancer & General Hospital

Plot # 03, Embankment Drive Way, Sector- 10, Uttara Model Town, Uttara, Dhaka-1230, Bangladesh  
Phone: +880-2-55092196-7, 09678016391, Mob: 01531 291 810, 01841 556 601  
E-mail: info.amcgh@gmail.com, Website: www.ahsaniacancer.org.bd



A Non Profit Organization of Dhaka Ahsania Mission

Report No. : BIO202208103313      HN. No.: RC2021030601      Collected on: 16-08-22 08:56:57 AM  
Bill No. : 220810008143      Received on: 16-08-22 09:56:57 AM  
Test Date : 16/08/2022      Delivery on : 16-08-22 05:20:11 PM  
Patient's Name : ABUL KASEM      Age : 80 Years.  
Specimen : Blood      Sex : Male  
Ref. By : Prof.Dr.A.M.M.Shariful Alam,Sr. Consultant & Head of Dept.,Clinical Oncology


## BIOCHEMICAL TEST REPORT

(Relevant estimations were carried out by ""SIEMENS Dimension EXL 200"" Automated Analyzer & checked manually)

Test Name	Result	Unit	Reference Range
S. Creatinine	1.66	mg / dl	M : 0.6-1.20 mg/dl; F: 0.50-1.10 mg/dl

Report Processor  
Mr. Rubel Chakma

  
Tania Khatun  
DMLT(LAB)  
Jr. Medical Technologist ,AMCGH

  
Dr. Sk. Sharmin  
MBBS(DU), M.Phil (Biochemistry)  
Consultant ,AMCGH



# Ahsania Mission Cancer & General Hospital

Plot # 03, Embankment Drive Way, Sector- 10, Uttara Model Town, Uttara, Dhaka-1230, Bangladesh  
Phone: +880-2-55092196-7, 09678016391, Mob: 01531 291 810, 01841 556 601  
E-mail: info.amcgh@gmail.com, Website: www.ahsaniacancer.org.bd

A Non Profit Organization of Dhaka Ahsania Mission

Report No. : HEM202208101088      HN. No.: RC2021030601      Collected on: 06-08-22 09:14:53 AM  
Bill No. : 220810002705      Received on: 06-08-22 10:14:53 AM  
Bill Date : 06/08/2022      Delivery on : 06-08-22 04:45:07 PM  
Patient's Name : ABUL KASEM      Age : 80 Years.  
Specimen : Blood      Sex : Male  
Ref. By : Prof.Dr.A.M.M.Shariful Alam, Sr. Consultant & Head of Dept., Clinical Oncology

## HEMATOLOGICAL REPORT

(Relevant estimations were carried out by ""Sysmex XN-550"" Automated Hematology Analyzer & checked manually)

Exam Name	Result	Unit	Reference Range
Haemoglobin(Hb)	12.4	g/dl	Male:13-18, Female: 11.5-16.5
ESR(Westergren)	40	mm/1st hr	Male: 0-10, Female: 0-20
White Blood Cells(WBC)	3800	/cumm	4000-11000/ cumm
Total RBC Count	4.80	m/ul	Male: 4.5-6.5, Female: 3.8-5.8 m/ul
Total Platelet Count (PC)	3,50,000	/cumm	150000-400000/cumm
Total Cir. Eosinophil Count(TEC)		/cmm	40-450/cumm


Differential Count	Result	Unit	Reference Range	Result(%)	Unit	Range(%)
Neutrophils	2318	mm3	2000-7000/mm3	61	%	40-75%
Lymphocytes	1178	mm3	1000-3000/mm3	31	%	20-50%
Monocytes	266	mm3	200-1000/mm3	7	%	02-10%
Eosinophils	38	mm3	20-500/mm3	1	%	01-06%
Basophil	0	mm3	20-100/mm3	0	%	00-01%


  

HCT/PCV	36.8	%	Male: 40-54%, Female: 37-47%
MCV	76.7	fL	76-94 fl
RDW	13.7	%	10.0-16.0%
MPV	10.7	fl	7.0-11.0 fl
MCH	25.8	pg	27-32 pg
MCHC	33.7	g/dl	29-34 g/dl
PDW	12.4	%	10-18%
PCT	0.37	%	0.20%-0.6%
Bleeding time			2-7 Min
Coagulation time (CT)			6-9 Min
Malarial Parasite			

**Comment :**  
Leucopenia.

Report Processor  
Sonchoy Chakma

  
Md. Ariful Islam  
B.Sc in Lab. (DU), DMT (SMF)  
Medical Technologist,AMCGH

  
Lt. Col.( Rt.) Dr. Md. Hafizul Islam  
MBBS,DCP,FCPS(Hematology)  
Sr. Consultant(Hematology),AMCGH





# Ahsania Mission Cancer & General Hospital

Plot # 03, Embankment Drive Way, Sector- 10, Uttara Model Town, Uttara, Dhaka-1230, Bangladesh  
Phone: +880-2-55092196-7, 09678016391, Mob: 01531 291 810, 01841 556 601  
E-mail: info.amcgh@gmail.com, Website: www.ahsaniacancer.org.bd

A Non Profit Organization of Dhaka Ahsania Mission



Report No. : BIO202208101122      HN. No.: RC2021030601      Collected on: 06-08-22 09:14:53 AM  
Bill No. : 220810002705      Received on: 06-08-22 10:14:53 AM  
Test Date : 06/08/2022      Delivery on : 06-08-22 04:45:29 PM  
Patient's Name : ABUL KASEM      Age : 80 Years.  
Specimen : Blood      Sex : Male  
Ref. By : Prof.Dr.A.M.M.Shariful Alam,Sr. Consultant & Head of Dept.,Clinical Oncology

## BIOCHEMICAL TEST REPORT

(Relevant estimations were carried out by ""SIEMENS Dimension EXL 200"" Automated Analyzer & checked manually)

Test Name	Result	Unit	Reference Range
S. Creatinine	1.42	mg / dl	M : 0.6-1.20 mg/dl; F: 0.50-1.10 mg/dl

Report Processor  
Sonchoy Chakma

Jr. Report Processor ,AMCGH

Md. Ariful Islam

B.Sc in Lab. (DU), DMT (SMF)  
Medical Technologist ,AMCGH

Dr. Sk. Sharmin

MBBS(DU), M.Phil (Biochemistry)  
Consultant ,AMCGH

Sample No.: 9  
 Patient ID: RT-2705/13  
 Name: ABUL KASEM 80Y  
 Sample Comment:


Ward: Adapter: 5

Pos.: 9 06/08/2022 09:51:39 WB  
 Doctor: Prf.Dr.A.m.m Sharif  
 Birth: Sex: Male  
 Nickname: XN-L

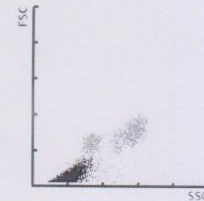
Positive Morph.

WBC	3.88	[10 <sup>3</sup> /uL]	
RBC	4.80	[10 <sup>6</sup> /uL]	
HGB	12.4	[g/dL]	
HCT	36.8	[%]	
MCV	76.7	- [fL]	
MCH	25.8	- [pg]	
MCHC	33.7	[g/dL]	
PLT	350	[10 <sup>3</sup> /uL]	
RDW-SD	38.0	[fL]	
RDW-CV	13.7	[%]	
PDW	12.4	[fL]	
MPV	10.7	[fL]	
P-LCR	29.4	[%]	
PCT	0.37	+ [%]	
NEUT	2.35 *	[10 <sup>3</sup> /uL]	60.5 * [%]
LYMPH	1.21 *	[10 <sup>3</sup> /uL]	31.2 * [%]
MONO	0.28 *	[10 <sup>3</sup> /uL]	7.2 * [%]
EO	0.03	[10 <sup>3</sup> /uL]	0.8 [%]
BASO	0.01	[10 <sup>3</sup> /uL]	0.3 [%]
IG	0.02 *	[10 <sup>3</sup> /uL]	0.5 * [%]


WDF




WDF - CBC



RBC



PLT



WBC IP Message  
 Blasts/Abn Lympho?

RBC IP Message

PLT IP Message

*G. Crestinine* ————— *1.42 mg/dL*



# Ahsania Mission Cancer & General Hospital

Plot # 03, Embankment Drive Way, Sector- 10, Uttara Model Town, Uttara, Dhaka-1230, Bangladesh  
Phone: +880-2-55092196-7, 09678016391, Mob: 01531 291 810, 01841 556 601  
E-mail: info.amcgh@gmail.com, Website: www.ahsaniacancer.org.bd

A Non Profit Organization of Dhaka Ahsania Mission

## ONCOLOGY DISCHARGE CERTIFICATE

Printed Date : JUL-28-22 02:42 PM



Discharge No 2207280023

HIN	: RC2021030601	Therapy Id :	
Patient Name	: ABUL KASEM		
Age	: 80 Year	Sex	: Male
Consultant	: Prof.Dr.A.M.M.Shariful Alam, Sr. Consultant & Head of Dept., Clinical Oncology		
Primary Diagnosis	: Malignant melanoma of sole of the left foot.		
Histopathology	: Malignant melanoma.		
Co morbidity	: DM, HTN		
Admission Date	: 28/07/2022	Discharge Date	: 28/07/2022
		Discharge	: Day care
Treatment History	:		
Chemotherapy Protocol	: Inj. Cisplatin 30mg on D1-D4, Inj. Vinblastin 2mg on D1-D4, Inj. Dacarbazine 1000 on D1 with GCSF on D5 @ 3 weekly		

Cancer Code :

*from 25/7/22 to*

Present Treatment Summary

: Patient was admitted for cycle 01 chemotherapy on 28/07/2022 & received it without any immediate adverse effect.

Medication on Discharge :

Tab.	Sonexa 4mg	0.5 + 0.5 + 0	after meal	2 days
Tab.	Emestop 40mg	2+0+0	before meal	2 days
Tab.	Histacin	0.5 + 0 + 0.5	after meal	2 days
Tab.	Pantonix 20mg	1+0+1	before meal	14 days
Inj.	Neufil 30MU	1 PFS	S/C	on 29/07/2022 <i>at .4.00 pm</i>
Tab.	Paloron 0.5 mg	1+0+1	before meal	3 days & if vomiting

Due Date : 15/08/2022

Next plan

: cycle 2

Advice on discharge

: Please check CBC PC, S.Creatinine after 7 days & contact with sir.

Please check CBC PC, S.creatinine on 14/08/2022 & contact with sir with report for next chemotherapy on 15/08/2022.

*Dr. Shovg*

N/A  
N/A, N/A

*Dr Mustafiz*

Dr. Mustafizur Rahmah  
Medical Officer, Radiation Oncology

*28/7/22*

HELP FIGHT CANCER

Prof. Dr. A.M.M. Shariful Alam  
 MBBS, DIH, FCPS, FICS (USA)  
 Sr. Consultant & Head of Dept., Clinical Oncology  
 BMDC Reg. No : 8592



**Ahsania Mission**  
**Cancer & General Hospital**

A Non Profit Organization of DHAKA AHSANIA MISSION

**Oncology OPD Prescription**

Prescription No : 220724005047		Date : 24/07/2022		HN No RC2021030601		
Patient's Name : ABUL KASEM			Mobile No 01711828328		Age : 80	
Referred By			Referred To :			
Height(cm)	Weight(kg)	BSA (M2)	Pulse(/min)	BP (mm of HG)	Temp(F°)	RR(/min)
160	68	1.73				

Primary Diagnosis : Malignant melanoma of sole of the left foot.

Histopathology : Malignant melanoma.. Date: 06-MAR-21

Hormone Receptor status :

Immunohistochemistry :

Cancer Code :

Metastases :

Associated with :

Stage of Disease :  Stage  T  N  M

Co morbidity : DM, HTN

Present Treatment Status :

Drug History :

Personal History :

Surgical History : Hernia operation 7 years back.

02/03/21 Excisional Biopsy  
 Resection margin free

Chemotherapy History :

Radiotherapy History :

Tumour Markers :

Radiological Reports :  
 USG W/A 19/07/22 mild hepatomegaly with fatty liver.  
 ECHO 19/07/22 EF-64%  
 CBC, s.creatinine, sgpt, ca, rbs 18/07/22 ok

Blood Reports :  
 Hb 15/06/20 11.9  
 Creatinine 14/06/20 115

Clinical Findings :

Plan of Treatment :

Evaluation : **SURGERY** : adjuvant CT then review for revision surgery Date: 23-JUL-22

Advice Investigations :

General Advice :

Present Medications :

Advice  
 1. Please come after taking  
 decision regarding CT

Electronic Signature  
 Prof. Dr. A.M.M. Shariful Alam



# Ahsania Mission Cancer & General Hospital

F-45

A Non Profit Organization of Dhaka Ahsania Mission

Plot # 03, Embankment Drive Way, Sector-10, Uttara Model Town, Uttara, Dhaka-1230, Bangladesh

Hotline : 10617, 09612310617, 0255092196-7, 01531291810, 01841556601

E-mail : info@amcghbd.org, Web : www.amcghbd.org, www.facebook.com/ahsaniacancer

## বহির্বিভাগীয় রোগীর চিকিৎসাপত্র

রেজিঃ নং .....

তারিখ : 24-2-22

নাম : Abul Kasem বয়স : ..... লিঙ্গ : পুরুষ/মহিলা

ঠিকানা : .....

রোগ : .....

R<sub>x</sub>



## Ahsania Mission Cancer & General Hospital

Plot # 03, Embankment Drive Way, Sector- 10, Uttara Model Town, Uttara, Dhaka-1230, Bangladesh  
Phone: +880-2-55092196-7, 09678016391, Mob: 01531 291 810, 01841 556 601  
E-mail: info.amcgh@gmail.com, Website: www.ahsaniacancer.org.bd

A Non Profit Organization of Dhaka Ahsania Mission

Reg. No.: 2021030601	Bill No. 220710007767	Date: 19.07.2022
Patient name : Abul Kasem	Age: 80 yrs	Sex : Male
Refd. by: Prof. Dr. A. F. M Anwar Hossain Sr. Consultant, Surgical Oncology.		
USG Name : Whole Abdomen		

### Ultrasound Examination of Whole Abdomen:

Known case of Malignant Melanoma of Sole in Left Foot.

**Liver:** Is mildly enlarged in size (15.3 cm). Hepatic parenchymal echotexture is normal but echogenicity is mildly increased. No focal hyper or hypo-echoic lesion is seen in the liver. Intrahepatic portion of IVC is normal.

**Gall bladder:** Normal in size (2.2 cm) and contour. Wall thickness is within normal limit. There is no abnormality seen. CBD(4.6 mm) & portal vein appear normal.

**Pancreas:** Parenchymal echotexture is homogeneous. Main Pancreatic duct not dilated.  
**Spleen:** Is normal in size (8.4 cm). Spleno-portal venous system is not dilated.

**Kidneys:** Both Kidneys are normal in position, shape and size. Bipolar length of- (a) Right Kidney is 10.9 x 4.5 cm & (b) Left kidney is 10.5 x 5.1 cm. Cortico-medullary differentiation is normal in both kidneys with normal cortical echogenicity. Ureters are not dilated. **Anechoic cystic lesion seen in left kidney, measures 2.3 x 2.2 cm.**

**Urinary Bladder:** Regular in outline. Wall thickness is within normal limit. No demonstrable intravesical lesion is seen.

**Prostate Gland:** Prostate normal in size (3.0 cm x 3.0 cm x 3.6 cm, vol: 17.5 cc) & homogeneous echotexture.

N.B: There is no enlarged lymphnode or ascetic fluid is seen.

### IMPRESSION:

- Mild hepatomegaly with fatty liver (Grade-I).
- Left renal cortical cyst.

**Dr. Tawfika Nasreen.**

MBBS, CMU, DMUD.

Training in Nuclear Medicine

Special trained in Anomaly Scan

Dhaka Medical College





# Ahsania Mission Cancer & General Hospital

Plot # 03, Embankment Drive Way, Sector- 10, Uttara Model Town, Uttara, Dhaka-1230, Bangladesh  
Phone: +880-2-55092196-7, 09678016391, Mob: 01531 291 810, 01841 556 601  
E-mail: info.amcgh@gmail.com, Website: www.ahsaniacancer.org.bd

A Non Profit Organization of Dhaka Ahsania Mission

## ECHO REPORT

MR.No	220710007767	Ward/Bed No		Date	19/07/2022
Name	Abul Kasem	Age:	80 Y	Sex:	M
Ref.By	Prof. Dr. A. F. M. Anwar Hossain Sr. Consultant, Surgical Oncology.			ECHO WINDOW	

Procedures: 2D&M mode& Color Doppler study

M-Mode & 2D Findings:

AO	: 29	mm	IVSTd	: 12	mm	EF	: 64	%	MVA	:	cm <sup>2</sup>
LA	: 40	mm	PWTd	: 09	mm	FS	: 35	%	MVannulus	:	mm
ACS	: 17	mm	LVIDd	: 51	mm	PA	:	mm	AV ring	:	mm
RVIDd	: 34	mm	LVIDs	: 33	mm	EPSS	:	mm	PVannulus	:	mm

Doppler Measurements & Color Flow:

MV:Vp	: 0.9	m/sec	PPG	: 3.1	mmHg	MR	:	PHT	:	msec	MVA	:	cm <sup>2</sup>
AV:Vp	: 0.9	m/sec	PPG	: 3.7	mmHg	AR	:		:		AVA	:	cm <sup>2</sup>
PV:Vp	: 0.7	m/sec	PPG	: 2.1	mmHg	PR	:	PASP	:	mmHg	IVRT	:	ms
TV:Vp	: 0.8	m/sec	PPG	: 3.1	mmHg	TR	:	PADP	:	mmHg	E/A	:	

CHAMBERS:

LA : Normal LV : Normal

RA : Normal. RV : Chamber-Normal in dimension. Wall Motion is normal (TAPSE-28mm).

WALL MOTION: No wall motion abnormality seen. Good LV systolic function.

VALVES: All valves are normal in morphology and motion.

Aorta & Pulmonary Artery : Normal in size and orientation. IVC -Not dilated.

IAS-Intact IVS-Intact

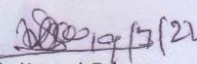
PERICARDIUM: No effusion seen.

THROMBUS/VEGETATION/OTHER MASS: Not seen.

COLOR FLOW : No Abnormal flow Detected.

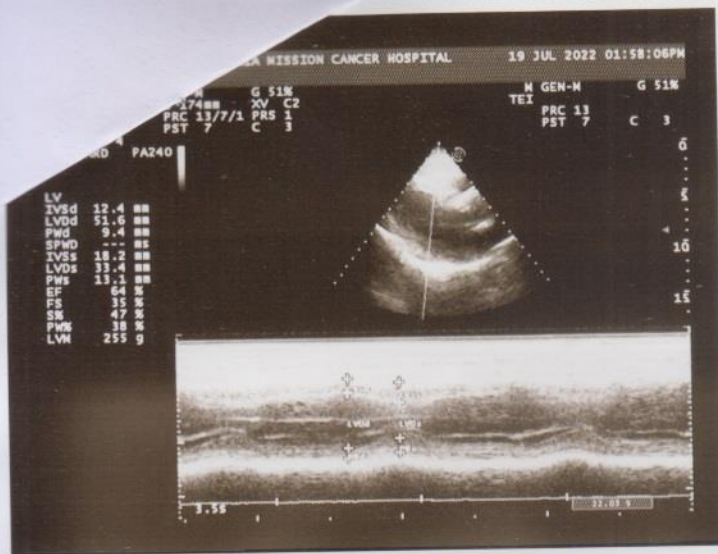
- Impression:
1. No regional wall motion abnormality.
  2. Good LV systolic and Diastolic function.
  3. Good RV systolic function.
  4. LVEF - 64 %.

Thanks.

  
Prof. Dr. Md. Kamrul Islam  
MBBS, D -Card (DU)  
Consultant Cardiology.  
Department of Cardiology,  
Ahsania Mission Cancer & General Hospital.  
Sector-10 Uttara Dhaka.

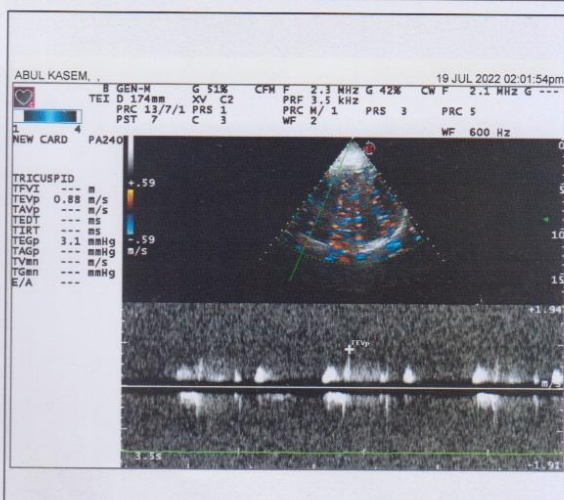
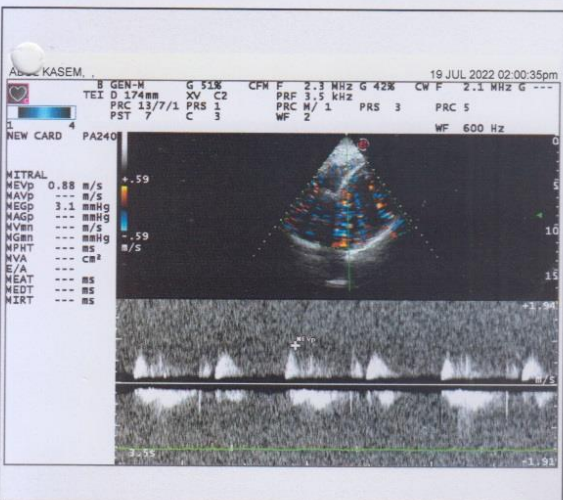
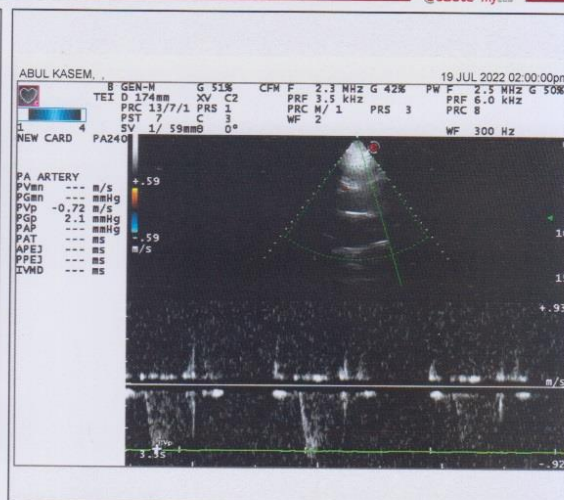
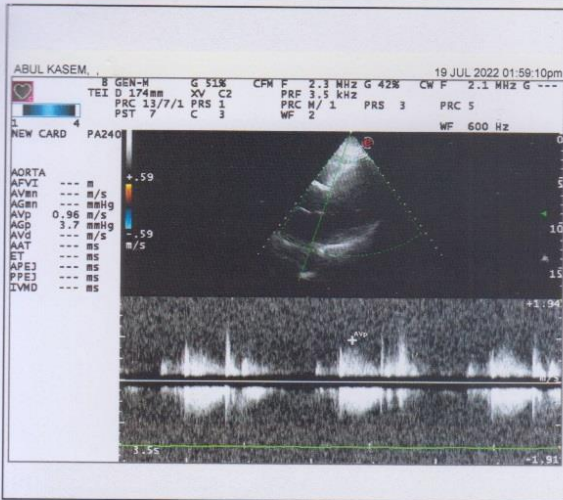
HELP FIGHT CANCER





# AHSANIA MISSION CANCER HOSPITAL

@saote MyLab





# Ahsania Mission Cancer & General Hospital

Plot # 03, Embankment Drive Way, Sector- 10, Uttara Model Town, Uttara, Dhaka-1230, Bangladesh  
 Phone: +880-2-55092196-7, 09678016391, Mob: 01531 291 810, 01841 556 601  
 E-mail: info.amcgh@gmail.com, Website: www.ahsaniacancer.org.bd



A Non Profit Organization of Dhaka Ahsania Mission

Report No. : HEM202207102783      HN. No.: RC2021030601      Collected on: 18-07-22 02:07:31 PM  
 Bill No. : 220710007394      Received on: 18-07-22 03:07:31 PM  
 Bill Date : 18/07/2022      Delivery on : 19-07-22 01:43:10 PM  
 Patient's Name : ABUL KASEM      Age : 80 Years.  
 Specimen : Blood      Sex : Male  
 Ref. By : Prof. Dr. A. F. M Anwar Hossain, Sr. Consultant, Surgical Oncology

## HEMATOLOGICAL REPORT

(Relevant estimations were carried out by ""Sysmex XN-550"" Automated Hematology Analyzer & checked manually)

Exam Name	Result	Unit	Reference Range
Haemoglobin(Hb)	13.1	g/dl	Male:13-16, Female: 11.5-16.5
ESR(Westergren)	11	mm/1st hr	Male: 0-10, Female: 0-20
White Blood Cells(WBC)	8100	/cumm	4000-11000/ cumm
Total RBC Count	5.08	m/ul	Male: 4.5-6.5, Female: 3.8-5.8 m/ul
Total Platelet Count (PC)	2,60,000	/cumm	150000-400000/cumm
Total Cir. Eosinophil Count(TEC)		/cmm	40-450/cumm

Differential Count	Result	Unit	Reference Range	Result(%)	Unit	Range(%)
Neutrophils	4212	mm3	2000-7000/mm3	52	%	40-75%
Lymphocytes	2997	mm3	1000-3000/mm3	37	%	20-50%
Monocytes	567	mm3	200-1000/mm3	7	%	02-10%
Eosinophils	324	mm3	20-500/mm3	4	%	01-06%
Basophil	0	mm3	20-100/mm3	0	%	00-01%

HCT/PCV	38.7	%	Male: 40-54%, Female: 37-47%
MCV	76.2	fL	76-94 fL
RDW	14.7	%	10.0-16.0%
MPV	12.1	fL	7.0-11.0 fL
MCH	25.8	pg	27-32 pg
MCHC	33.9	g/dl	29-34 g/dl
PDW	16.4	%	10-18%
PCT	0.32	%	0.20%-0.6%
Bleeding time			2-7 Min
Coagulation time (CT)			6-9 Min
Malarial Parasite			

Report Processor  
 Mr. Rubel Chakma

*Rejoana*  
 Rejoana Akter  
 B.Sc in Lab(DU), MPH(SUB)  
 Medical Technologist,AMCGH

*HU*  
 Lt. Col. ( Rt.) Dr. Md. Hafizul Islam  
 MBBS, DCP, FCPS(Hematology)  
 Sr. Consultant(Hematology), AMCGH



# Ahsania Mission Cancer & General Hospital

Plot # 03, Embankment Drive Way, Sector- 10, Uttara Model Town, Uttara, Dhaka-1230, Bangladesh  
Phone: +880-2-55092196-7, 09678016391, Mob: 01531 291 810, 01841 556 601  
E-mail: info.amcgh@gmail.com, Website: www.ahsaniacancer.org.bd

A Non Profit Organization of Dhaka Ahsania Mission



Report No. : BIO202207102817      HN. No.: RC2021030601      Collected on: 18-07-22 02:07:31 PM  
Bill No. : 220710007394      Received on: 18-07-22 03:07:31 PM  
Test Date : 18/07/2022      Age : 80 Years.      Delivery on : 19-07-22 01:43:12 PM  
Patient's Name : ABUL KASEM      Sex : Male  
Specimen : Blood  
Ref. By : Prof. Dr. A. F. M Anwar Hossain, Sr. Consultant, Surgical Oncology

## BIOCHEMICAL TEST REPORT

(Relevant estimations were carried out by ""SIEMENS Dimension EXL 200"" Automated Analyzer & checked manually)

Test Name	Result	Unit	Reference Range
RBS	5.9	mmol/L	up to 7.8 mmol/L
S. Creatinine	1.09	mg / dl	M : 0.6-1.20 mg/dl; F: 0.50-1.10 mg/dl
Calcium	8.33	mg/dl	8.1-10.4 mg/dl
SGPT	42	U/L	Male: up to 40 u/L Female: up to 31 u/L

Report Processor  
Sonchoy Chakma

Jr. Report Processor, AMCGH

*Rejoana*

Rejoana Akter  
B.Sc in Lab(DU), MPH(SUB)  
Medical Technologist, AMCGH

*Sharmin*

Dr. Sk. Sharmin  
MBBS(DU), M.Phil (Biochemistry)  
Consultant, AMCGH



# Ahsania Mission Cancer & General Hospital

Plot # 03, Embankment Drive Way, Sector- 10, Uttara Model Town, Uttara, Dhaka-1230, Bangladesh  
Phone: +880-2-55092196-7, 09678016391, Mob: 01531 291 810, 01841 556 601  
E-mail: info.amcgh@gmail.com, Website: www.ahsaniacancer.org.bd



A Non Profit Organization of Dhaka Ahsania Mission

Report No. : IMM202207102873      HN. No.: RC2021030601      Collected on: 18-07-22 02:07:31 PM  
Bill No. : 220710007394      Received on: 18-07-22 03:07:31 PM  
Test Date : 18/07/2022      Delivery on : 19-07-22 01:43:13 PM  
Patient's Name : ABUL KASEM      Age : 80 Years.  
Specimen : Blood      Sex : Male  
Ref. By : Prof. Dr. A. F. M Anwar Hossain, Sr. Consultant, Surgical Oncology

## IMMUNOLOGY TEST REPORT

(Relevant estimations are carried out by "ADVIA Centaur CP" Automated Analyzer & Checked manually.)

Test Name	Result	Unit	Reference Range
TSH	3.68	uIU/ml	0.25-5.0 uIU/ml

Report Processor  
Sonchoy Chakma

Jr. Report Processor ,AMCGH

Rejoana Akter

B.Sc in Lab(DU), MPH(SUB)  
Medical Technologist ,AMCGH

Dr. Sk. Sharmin

MBBS(DU), M.Phil (Biochemistry)  
Consultant ,AMCGH



# Ahsania Mission Cancer & General Hospital

Plot # 03, Embankment Drive Way, Sector- 10, Uttara Model Town, Uttara, Dhaka-1230, Bangladesh  
Phone: +880-2-55092196-7, 09678016391, Mob: 01531 291 810, 01841 556 601  
E-mail: info.amcgh@gmail.com, Website: www.ahsaniacancer.org.bd

A Non Profit Organization of Dhaka Ahsania Mission




Report No. : SER202207102818 HN # RC2021030601  
Bill No. : 220710007394  
Test Date : 18/07/2022  
Patient's Name : ABUL KASEM  
Age : 80 Years.  
Sex : Male  
Ref. By : Prof. Dr. A. F. M Anwar Hossain, Sr. Consultant, Surgical Oncology


## SEROLOGICAL EXAMINATION REPORT

Blood Group(ABO System)  
Rh Type

"O" (000)  
+ve (Positive) ✓

Report Processor  
Sonchoy Chakma

  
Rejoana Akter  
B.Sc in Lab(DU), MPH(SUB)  
Medical Technologist,AMCGH

  
Dr. Sk. Sharmin  
MBBS(DU), M.Phil (Biochemistry)  
Consultant,AMCGH



# Ahsania Mission Cancer & General Hospital

A Non Profit Organization of DHAKA AHSANIA MISSION

**Prof. Dr. AFM Anwar Hossain**

**Specialist Cancer Surgeon**

MBBS, FCPS, MS

Fellow-Surgical Oncology ( Tata Memorial Hospital, Mumbai, India )

Trained in Surgical Oncology ( Memorial Sloan Kettering Cancer Centre, New York, USA)

Ex- Professor and Head, Department of Surgical Oncology

National Institute of Cancer Research and Hospital (NICRH), Mohakhali, Dhaka

Senior Consultant , Surgical Oncology ( Surgical Oncologist )

Ahsania Mission Cancer and General hospital ( AMCGH), Uttara, Dhaka, Bangladesh.

Email - [anwaroncology16@gmail.com](mailto:anwaroncology16@gmail.com)

BMDC Reg. No: A-12862

( Breast, Stomach, Colorectal and Bone Cancer Specialist and Surgeon )

Name- *Abul Kasem*

Age- *50yr* Sex- *m* Date- *18/2/22*

Δ Malignant melanoma  
(Lt. Foot)

OT+L

Tests

- 1) Blood for CBC, T4, RBS
  - 2) RAFT, S. bilirubin, S. creatinine.
  - 3) CT scan of the chest, abdomen and pelvis including both inguinal regions.
  - 4) USG of the whole abdomen.
  - 5) ECG and Echo
  - 6) Blood group and Rh type
- Jan 18/2/22*

Prof. Dr. AFM Anwar Hossain  
Prof. Dr. AFM Anwar Hossain

PCO

Ahsania Mission  
Cancer & General Hospital

23/2/22

Adv. - Adjuvant treatment  
then re view for revision surgery  
if needed.

Jan  
23/2/22

Prof. Dr. AFM Anwar Hossain  
MBBS, FCPS, MS  
Fellow Surgical Oncology (Tata Memorial Hospital, Mumbai, India)  
Trained in Surgical Oncology (MSKCC, New York, USA)  
Senior Consultant Surgical Oncology  
Ahsania Mission Cancer & General Hospital

Handwritten notes and stamps at the bottom left of the page, including a purple stamp.



Prof. Dr. A.M.M Shariful Alam  
MBBS, DIH, FCPS, FICS (USA)  
Sr. Consultant & Head of Dept., Clinical Oncology  
BMDC Reg. No : A8592



**Ahsania Mission**  
**Cancer & General Hospital**

A Non Profit Organization of DHAKA AHSANIA MISSION

**Oncology OPD Prescription**

Prescription No : 210320005032		Date : 20/03/2021		HN No RC2021030601		
Patient's Name : ABUL KASEM			Mobile No 01711828328		Age : 80	
Referred By			Referred To :			
Height(cm)	Weight(kg)	BSA (M2)	Pulse(/min)	BP (mm of HG)	Temp(F°)	RR(/min)
160	68	1.73				

Primary Diagnosis : Malignant melanoma of sole of the left foot.

Histopathology : Malignant melanoma.. Date: 06-MAR-21

Hormone Receptor status :

Immunohistochemistry :

Cancer Code :

Metastases :

Associated with :

Stage of Disease : **Stage**  T  N  M

Co morbidity : DM, HTN

Present Treatment Status :

Drug History :

Personal History :

Surgical History : Hernia operation 7 years back.

02/03/21 Excisional Biopsy  
Resection margin free

Chemotherapy History :

Radiotherapy History :

Tumour Markers :

Radiological Reports :

Blood Reports : Hb 15/06/20 11.9  
Creatinine 14/06/20 115

Clinical Findings :

Plan of Treatment :

Advice Investigation :

General Advice : Please come after removal of all the stitches and complete healing of the wound.

Present Medications :

17 JUL 2022

1. Surgical consultation for valuable opinion  
- Prof. AFM Anwar Hossain

Electronic Signature

Prof. Dr. A.M.M Shariful Alam

### Oncology Prescription

Prescription No : 210320000025		Date 20/03/2021		Patient's Name		ABUL KASEM	
Consultant : Prof. Dr. A.M.M Shariful Alam				Age		80	
Designation : Sr. Consultant & Head of Dept., Clinical Oncology				HN No		RC2021030601	
Referred By :				Mobile No		01711828328	
Height(cm)	Weight(kg)	BSA (M2)	Pulse(/min)	BP (mm of HG)	Temp(F°)	RR(/min)	
160	68	1.73					

Primary Diagnosis : Malignant melanoma of sole of the left foot.

Histopathology : Malignant melanoma.. Date: 06-MAR-21

Cancer Code :

Metastases :

Associated with :

Stage of Disease :  Stage  T  N  M

Co morbidity : DM, HTN

Immunocytochemistry/

Immunohistochemistry

Hormone Receptor status :

Present Treatment Status :

Drug History :

Personal History :

Surgical History : Hernia operation 7 years back.

Chemotherapy History :

Radiotherapy History :

Tumour Markers :

Radiological Reports :

Blood Reports : Hb 15/06/20 11.9  
Creatinine 14/06/20 115

Clinical Findings :

Plan of Treatment :

Comments of Consultant :

Advice Investigation :

General Advice :

Present Medications :

Prof. Dr. A.M.M Shariful Alam  
Sr. Consultant & Head of Dept., Clinical Oncology



F-45

# Ahsania Mission Cancer & General Hospital

(A Project of DHAKA AHSANIA MISSION)

Plot # 03, Embankment Drive Way, Sector-10, Uttara Model Town, Uttara, Dhaka-1230, Bangladesh  
Phone: +880-2-8932264, 8931141, 8962165, Fax: +880-2-8962196; e-mail: info.amogh@gmail.com; URL: http://www.ahsaniacancer.org.bd

জেনারেল বিভাগসমূহ

Ht 160 cm

Wt 68 kg

বহির্বিভাগীয় রোগীর টিকেট

BP 180/100 mm Hg

রেজিঃ নং ..... R-2021-10-30-601

তারিখ : ..... 20/03/2021

নাম : ..... Abul Kashem

বয়স : ..... 80 Yrs. পুরুষ/মহিলা

ঠিকানা : .....

রোগ : .....



**AHSANIA MISSION CANCER & GENERAL HOSPITAL, UTTARA, DHAKA**  
**MEDICINE SLIP**

NAME: Abul Kashim

RC:

✓	IV CANNULA	22	(1)			
✓	MICROPORE	1/2	(1)			
✓	TERMO SET	(1)	BLOOD SET	MIRA SET		CODON SET
✓	STERILE HAND GLOVES					
✓	NORMAL SALINE	100ML	(2)	250ML	(1)	500ML (2) 1000ML
7	5% DA	100ML		250ML		500ML 1000ML
8	5% DNS	100ML		250ML		500ML 1000ML
9	25% DA	100ML		250ML		500ML 1000ML
10	HARTMAN SOLUTION			250ML		500ML 1000ML
11	CHOLERA SALINE					500ML 1000ML
✓	INJ OSMOSOL/ MANISOL					500ML (1)
✓	CAP EMESTOP 125 MG		(1)	CAP EMESTOP 40 MG		
14	INJ. PALONISETRON			✓ INJ. GRANESETRON (1)		
15	INJ. RANITIDINE			INJ. OMEPRAZOLE		
✓	INJ. PANTOPRAZOLE		(1)	INJ. ESOMEPRAZOLE		
✓	INJ. DEXAMETHASONE		(2)	TAB. DEXAMETHASONE		
18	INJ. POTASSIUM			INJ. MAGSULPH		
19	INJ. CALCIUM GLUCONATE			✓ INJ. AVIL (1)		
20	INJ. ONDASETRON					
✓	D / SYRINGE	5 CC		10 CC (3)	20 CC (3)	50 CC
22	SEXISOL 500					
23	BLOOD NEEDLE 18 G					
	Im - Cisplatin - 30mg					
	wtr - vimblastin - 2mg					
	1 - Dacarbazin - 100mg					

CT FORM 7

Total - 2.20 min.

my



AHSANIA MISSION CANCER & GENERAL HOSPITAL, UTTARA, DHAKA

MEDICINE SLIP

D2-D9

NAME:

RC:

<input checked="" type="checkbox"/>	IV CANNULA	22	G	1		
2	MICROPORE					
3	TERMO SET		BLOOD SET	MIRA SET		CODON SET
5	STERILE HAND GLOVES					
<input checked="" type="checkbox"/>	NORMAL SALINE	100ML	250ML	500ML	1	1000ML
7	5% DA	100ML	250ML	500ML		1000ML
8	5% DNS	100ML	250ML	500ML		1000ML
9	25% DA	100ML	250ML	500ML		1000ML
10	HARTMAN SOLUTION		250ML	500ML		1000ML
11	CHOLERA SALINE			500ML		1000ML
12	INJ. OSMOSOL/ MANISOL					500ML
13	CAP EMESTOP 125 MG			CAP EMESTOP 40 MG		2
14	INJ. PALONISETRON			INJ. GRANESETRON		1
15	INJ. RANITIDINE			INJ. OMEPRAZOLE		
<input checked="" type="checkbox"/>	INJ. PANTOPRAZOLE		1	INJ. ESOMEPRAZOLE		
<input checked="" type="checkbox"/>	INJ. DEXAMETHASONE		2	TAB. DEXAMETHASONE		
18	INJ. POTASSIUM			INJ. MAGSULPH		
19	INJ. CALCIUM GLUCONATE			INJ. AVIL		1
20	INJ. ONDASETRON					
<input checked="" type="checkbox"/>	D / SYRINGE	5 CC	10 CC	2	20 CC	2
22	SEXISOL 500					
23	BLOOD NEEDLE 18 G					
<p>1mg - Cisplatin - 30mg                  11 - vinblastin - 2mg / Beacon</p>						

CT FORM 7

Total 1 Lt

my