



SQUARE Hospitals Ltd.

18/F, Bir Uttam Qazi Nuruzzaman Sarak,
(West Panthapath), Dhaka-1205

HN : R1605006368 CN : C21110200984
Name : ATIA PERVIN (RUMPA)
Gender : Female Age : 37 Y 5 M 15 D
Date : Monday 22 November 2021
Doctor : Prof. Brig Gen Dr. Md Delwar Hossain, Senior Consultant -
Gastroenterology

Prescription



C21110200984



R1605006368

Weight (KG)	Height (cm)	Temp	BP(mmHg)	Pulse	RR	OFC	BMI	BSA	SPO2
65.0		98.0	120/80	92.0					

Rx

- 1 Lubiprostone INN -8mcg CAP (Gutfix 8mcg Licap)
1+0+1 Oral Continue
- 2 Cinnarizine & Dimenhydrinate -20+40mg TAB (Cinaron Plus Tab)
1+0+1 Oral 1 Month(s)
- 3 Antacid+Simethicone -Plus 200ml SUS (Entacyd Plus 200ml)
2 tsf 2 times a day Oral take on an empty stomach
(usually 1 hr. before or 2hrs after food) 2 Month(s)
- 4 Esomeprazole -20mg TAB (Nexum MUPS 20mg Tab)
0+0+1 Oral 1 Month(s)
- 5 Flupenthixol+Melitracen - 0.5mg TAB (Melixol 0.5mg)
Once daily at morning Oral 3 Month(s)
- 6 Propranolol -10mg TAB
1+0+1 Oral 3 Month(s)

Proper mastication and eat slowly.
Avoid tea/coffee.
Don't eat full stomach.
No NSAIDs/pain killer
Don't go to bed just after meal.
Go to bed 1/2 hour to 1 hour after meal.
Stop weight lifting.

Electronic Signature

Prof. Brig Gen Dr. Md Delwar Hossain, Senior Consultant - Gastroenterology
MBBS, FCPS (Medicine), FCPS (Gastroenterology) (Reg No : A19659)

Monday 22 November 2021 8:29 PM

Page 1 of 1

Print By : 20121200002

Powered By : SHL-ICT

Careline 10616



SQUARE Hospitals Ltd.

18/F, Bir Uttam Qazi Nuruzzaman Sarak,
(West Panthapath), Dhaka-1205

Name : ATIA PERVIN (RUMPA)
HN : R1605006368 CN : C21110200984
Age : 37 Y 5 M 15 D Gender : F
Date : November 22, 2021
Doctor : Prof. Brig Gen Dr. Md Delwar Hossain, Senior Consultant -
Gastroenterology

Clinical Record

CN :



HN:



Wt(kg)	Ht(cm)	Temp	BP	Pulse	BMI	OFC	BSA	RR	SPO2
65.0		98.0	120/80	92					

Follow up:

Better
Chest pain
Vertigo

Investigations done:- USG of HBS- normal, CA19.9-10.6, 27.2, CT Scan - Small SOL liver, AFP 1.47, USG- FLD, Enlarged left ovary, Uterine small adenomyoma

Diagnosis: GERD, IBS

Comorbidity: -

**** Collect Instruction of Medicine from Pharmacy, Level 3.**

Electronic Signature

Prof. Brig Gen Dr. Md Delwar Hossain, Senior Consultant
- Gastroenterology
MBBS, FCPS (Medicine), FCPS (Gastroenterology) Reg
No : A19659)

1. Please Collect Prescription from OPD Pharmacy.

2. Within 7 days One Report Consultation is free of charge.

3. For Report Consultation no Appointment is required.

www.squarehospital.com/

www.facebook.com/squarehospital/

www.youtube.com/user/squarehospital

SHL Form: MSF-1002-1-1.01

**SQUARE Hospitals Ltd.**18/F Bir Uttam Qazi Nuruzzaman Sarak
(West Panthapath), Dhaka-1205

HN : R1605006368 CN : C21070192772

Name : ATIA PERVIN (RUMPA)

Gender : Female

Age : 35 Y 2 M 5 D

Date : Monday 26 July 2021

Doctor : Prof. Brig Gen Dr. Md Delwar Hossain, Senior Consultant -
Gastroenterology**Prescription**

C21070192772



R1605006368

Weight (KG)	Height (cm)	Temp	BP(mmHg)	Pulse	RR	OFC	BMI	BSA	SPO2
67.0		98.6	110/60	91.0					

Rx

- 1 **Lubiprostone INN -8mcg CAP (Gutfix 8mcg Licap)**
1+0+1 Oral 1 Month(s)
- 2 **Clonazepam -0.5mg TAB (Epiatra 0.5mg)**
Once daily at night Oral 1 Month(s)
- 3 **Cinnarizine & Dimenhydrinate -20+40mg TAB (Cinaron Plus Tab)**
1+0+1 Oral 1 Month(s)
- 4 **Domperidone -10mg TAB (Motigut 10mg)**
1+0+1 Oral 1/2 hr before meal 1 Month(s)
- 5 **Antacid+Simethicone -Plus 200ml SUS (Entacyd Plus 200ml)**
2 tsf 2 times a day Oral take on an empty stomach
(usually 1 hr. before or 2hrs after food) 1 Month(s)
- 6 **Esomeprazole -20mg TAB (Nexum MUPS 20mg Tab)**
0+0+1 Oral 1 Month(s)

Proper mastication and eat slowly.
Avoid tea/coffee.
Don't eat full stomach.
No NSAIDs/pain killer
Don't go to bed just after meal.
Go to bed 1/2 hour to 1 hour after meal.
Stop weight lifting.

Electronic SignatureProf. Brig Gen Dr. Md Delwar Hossain, Senior Consultant - Gastroenterology
MBBS, FCPS (Medicine), FCPS (Gastroenterology) (Reg No : A19659)

Monday 26 July 2021 6:15 PM

Page 1 of 1

Print By : 20180100029

Powered By : SHL-ICT

Careline 10616



SQUARE Hospitals Ltd.

18/F, Bir Uttam Qazi Nuruzzaman Sarak,
(West Panthapath), Dhaka-1205

Name : ATIA PERVIN (RUMPA)
HN : R1605006368 CN : C21070192772
Age : 35 Y 2 M 5 D Gender : F
Date : July 26, 2021
Doctor : Prof. Brig Gen Dr. Md Delwar Hossain, Senior Consultant -
Gastroenterology

Clinical Record

CN :

HN:

Wt(kg)	Ht(cm)	Temp	BP	Pulse	BMI	OFC	BSA	RR	SPO2
67.0		98.6	110/60	91					

Follow up:

Pain left abdomen
Constipation
Chest pain
Vertigo

Investigations done:- USG of HBS- normal, CA19.9-10.6, 27.2, CT Scan - Small SOL liver, AFP 1.47, USG- FLD, Enlarged left ovary, Uterine small adenomyoma

Diagnosis: GERD, IBS

Comorbidity: -

**** Collect Instruction of Medicine from Pharmacy, Level 3.**

Electronic Signature

Prof. Brig Gen Dr. Md Delwar Hossain, Senior Consultant
- Gastroenterology
MBBS, FCPS (Medicine), FCPS (Gastroenterology) (Reg
No : A19659)

Caroline 10616

1. Please Collect Prescription from OPD Pharmacy.
2. Within 7 days One Report Consultation is free of charge.
3. For Report Consultation no Appointment is required.

www.squarehospital.com/

www.facebook.com/squarehospital/

www.youtube.com/user/squarehospital

SHL Form: MSF-1002-1-1.0.1

Consultant Gastroenterologists :

Prof. Mahesh K. Goenka
MD, DM, MNAMS, FACP, FASGE, AGAF
FRCP (Glasgow)
Director & Chief Gastroenterologist
Regn. No. 41065 (WBMC)

Dr. Vijay Kumar Rai
MD, DM (Gastro)
Regn. No. 68962 (WBMC)

Dr. Rachit Agarwal
MD, DNB (Gastro)
Regn. No. 77022 (WBMC)

Dr. Subhomoy Das
MD (Paediatrics)
DM (Paediatric Gastroenterology)
Regn. No. 54674 (WBMC)

Dr. Ravi B. Daswani
MD, DNB (Gastro)

Dr. Bhageerath Raj
DM (Gastro)

Dr. Bhavik Shah
MD, DNB (Gastro)

Consultant Intensivists / Anesthetists

Dr. Indrajeet Kumar Tiwary
MD, DA, FICM, DID, FGIE
Regn. No. 58339 (WBMC)

Dr. Sanjay Mahawar
MD, (Anaesthesiology)
Regn. No. 55656 (WBMC)

Dr. Subhash Ch Tiwari
MD, DTCD
Regn. No. 60009 (WBMC)

Registrars :

Dr. Pankaj Kumar
MD

Dr. Rahul Samanta
MD

Dr. Gajanan A. Rudge
DNB (Medicine)

Dr. Shivaraj Afzal Purkar
MD. (Medicine)

Residents :

Eva Sen
MBBS

Dr. Mitali Jana
MBBS, DNB

Dr. Sanjay Mukherjee
MBBS, DNB

Dr. Santanu Das
MBBS

Dr. Partha Ranjan Das
MBBS

Dr. Aniruddha Ghosh
MBBS

Dr. Sukdev Chatterjee
MBBS

Dr. Sarmendu Biswas
MBBS

Name: Atia Pervin Rumpa		BP: 100/80mmHg	Date: 14.09.19	
UHID: 1547076	HT: 158 cm	WT: 65 kg	Pulse: beats/min	Age: 35 Sex: F
Diagnosis: ? Irritable Bowel Syndrome – C Anemia H/o ileal ulcer				
Investigations required: CBC, CMP, Vit D3 UGI Endoscopy, LGI Endoscopy + ileoscopy Fecal calprotectin Capsule Endoscopy				
Treatment: 30 Tab RAZO (RABEPRAZOLE) 20 mg 1 tab before breakfast 97 Tab LIBRAX (CLINDIUM BROMIDE+ CHLORDIAZEPOXIDE) 1tab thrice daily before meal PEGFIBER 2scoop at bedtime with 1 glass water Tab IVORAL FORTE (ALBENDAZOLE + IVERMECTIN) 1 tab once daily at bedtime x 3 days 34 Tab NEUROBION FORTE 1 tab once daily x 1 month Gynaecology consultation				
Diet: Low FODMAP diet		Referrals: Follow up:		

Dr. M. K. Goenka Dr. V. K. Rai Dr. I.K. Tiwary Dr. R. Agarwal

Dr. S. Tiwari Dr. S. Das Dr. D. Bhageerath Raj Dr. Ravi B Daswani

Dr. P. Kumar Dr. Bhavik Shah Dr. E. Sen Dr. M. Jana

Dr. Shivaraj. Afzalpurkar Dr. Gajanan Rodge

Dr. Nipanjana Ghosh
MBBS, DNB (Gen. Surgery)
MRCS (England), MNAMS
Consultant General / Laparoscopic
and Gastro-Intestinal Surgeon
Mobile : 98300 86225 [Emergency Only]
Email : ghoshnip@rediffmail.com
Regd No.: WBMC 62833

UH = 1547076

DT = 14/9/19.

Mrs. ATZA PERUZW ROMPA, 35yr, Female

- H/o Left Loin

- Radiology to groin - 3yr

- No h/o dysuria

- No h/o pyu

Adm:

- CECT whole abdomen with
IV Contrast

- ure - PC

(Ureter
Contracting)

Asu

Run with report

PIA: Tender ⊕

⊕ Loin abs over
L iliac bone

No tenderness at
over L abs

CT Abdomen:

Liver: Small central anterior
SOL seg II liver - ? HCC, however
central over


[Signature]

(1) Rec'd Dr. Ranader Rudor for etamine
sop.

(2) Rec'd Dr. Kirpuck Dor for Hepdic sol
8

DEPARTMENT OF HISTOPATHOLOGY

--

Patient Name	Mrs. ATIA PERVIN RUMPA		Age	35Yr	Gender	Female
UHID	AGHL.0001547076	Lab No	AG01.C1906112	LRN	1297081	
W/BNo/RefNo	OP	Received on	14-SEP-2019 06:45:10 PM			
Collected on	14-SEP-2019 04:56:09 PM	PatSerNo	AGHLOPP3251252			
Reported on	16-SEP-2019 11:56:44 AM	UHID				
Ref Doctor	Dr. M PADMAJA					

PAP SMEAR /CERVICAL SMEAR

Ref No:

AG01.C1906112

SPECIMEN TYPE:

Conventional cervical smear (Pap) x 1

SPECIMEN ADEQUACY:

Satisfactory for evaluation with metaplastic squamous cells.

INTERPRETATION/RESULT:

Negative for intraepithelial lesion or malignancy, with no organism

* END OF REPORT *

Reported By:


 DR. ASRA NAUSHEEN QUADRI, MBBS, MD
 CONSULTANT

Typed By: 123448

Printed On : 16-SEP-2019 03:00:37 PM

Page 1 of 1


CIN- U33112WB1988PLC045223

THE RESULTS RELATE ONLY TO THE ITEMS TESTED. PARTIAL REPRODUCTION OF THIS REPORT ITS NOT PERMITTED.

Emergency Service
Dial 1066

58, Canal Circular Road, Kolkata- 700 054, Tel. : 91 33 2320 3040/2122, Fax : 91 33 2320 5184/2320 5218

DEPARTMENT OF RADIOLOGY - ULTRASOUND

Patient Details : Mrs. ATIA PERVIN RUMPA | Female | 35Yr 3Mth 8Days
UHID : AGHL.0001547076 **Patient Location:** OP
Patient Identifier: AGHLOPP3253315 
DRN : 219035402 **Completed on :** 16-SEP-2019 15:56
Ref Doctor : Dr. M PADMAJA

TRANSVAGINAL ULTRASOUND

FINDINGS:

UTERUS:


It is anteverted, normal in size, measuring 8.3 x 3.1 x 5.4 cm, with a smooth contour and normal echopattern. No focal SOL is seen. The endometrial echoline is central in position. Endometrium is not thickened (and measures 0.56 cm). The cervix appears normal.

OVARIES:

The right ovary is bulky and adherent to uterus. It shows two cysts measuring 3.3 x 2.6 cm and 1.5 x 1.6 cm with internal echoes and septations. The left ovary is adherent to uterus. The right and left ovaries measure 5.3 x 4.7 cm and 3.0 x 1.7 cm respectively.

IMPRESSION:

* Right ovarian endometrioses.



DR. RASHMI CHAND
DMRD, DNB (RADIOLOGY)
FELLOWSHIP IN ONCORADIOLOGY AND INTERVENTION (TMC)
CONSULTANT RADIOLOGIST
Reg. No. 74810(WBMC)

CIN - U33112WB1988PLC04522

THE RESULTS RELATE ONLY TO THE ITEMS TESTED. PARTIAL REPRODUCTION OF THIS REPORT IS NOT PERMITTED.

Emergency Service
Dial 1066

DEPARTMENT OF RADIOLOGY - CT SCAN

Patient Details : Mrs. ATIA PERVIN RUMPA | Female | 35Yr 3Mth 8Days
UHID : AGHL.0001547076 **Patient Location:** OP
Patient Identifier: AGHLOPP3252027 
DRN : 319023562 **Completed on :** 16-SEP-2019 19:05
Ref Doctor : DR. NIPANJAN GHOSH

CT SCAN WHOLE ABDOMEN

TECHNIQUE:

Plain and intravenous contrast enhanced CT scan of upper and lower abdomen done on Multislice CT with reconstruction images also studied.

FINDINGS:

LIVER:

Liver is normal in span with heterogenous hepatic attenuation. A small area of altered enhancing SOL seen in segment II of liver measuring 10 x 12 mm. The area shows rapid washout. Intrahepatic biliary radicles are not dilated. A tiny non enhancing area segment VI of liver seen measuring 4 mm. Intrahepatic vascular channels are normal.

SPLENOPORTAL AXIS /PORTA:

Splenoportal axis is normal in course and calibre. No significant node or collaterals noted.

CBD:

CBD is not dilated.

GALL BLADDER:

Gall bladder is showing normal distensibility and wall thickness. No radio - opaque calculus seen.

SPLEEN:

Spleen is normal in size, contour and attenuation.

PANCREAS:

Pancreas shows normal thickness and attenuation. Pancreatic duct is not dilated. No parenchymal calcification or ductal calculus seen. Peripancreatic fat planes are maintained.

CIN - U33112WB1988PLC045223

THE RESULTS RELATE ONLY TO THE ITEMS TESTED. PARTIAL REPRODUCTION OF THIS REPORT ITS NOT PERMITTED.

Emergency Service
Dial 1066

Mrs. ATIA PERVIN RUMPA

AGHL.0001547076

AGHLOPP3252027

CT SCAN WHOLE ABDOMEN

RETROPERITONEUM :

Vascular structures are normal in course and calibre. No significant lymphnode enlargement noted.

ADRENALS:

Adrenals are normal in size and configuration.

KIDNEYS :

Kidneys are normal in position, size, contour and attenuation. There is normal opacification of parenchyma and pelvi-calyceal system. No radioopaque calculus noted.

GIT :

Bowel loops are normal in course and calibre. No area of abnormal narrowing or dilatation seen.

MESENTRY :

Mesentry shows normal attenuation. No significant lymph node enlargement seen.

URETERS:

Ureters are not dilated.

URINARY BLADDER :

It is normal in capacity and contour. The bladder wall is normal. No calculus or mass is seen.

UTERUS :

It is normal in shape, outline and density pattern. No focal area of altered density is seen.

OVARIES :

Right ovary is cystic. Two adjoining cysts right adnexa seen measuring 4.0 x 3.6 cm and 3.5 x 3.1 cm. Few smaller cysts seen adjacent. No obvious enhancing mass seen.

Left ovary appears normal.

No ascites / no pleural effusion seen.

CIN - U33112WB1988PLC045223

THE RESULTS RELATE ONLY TO THE ITEMS TESTED. PARTIAL REPRODUCTION OF THIS REPORT ITS NOT PERMITTED.

Emergency Service
Dial 1066

Mrs. ATIA PERVIN RUMPA

AGHL.0001547076

AGHLOPP3252027

CT SCAN WHOLE ABDOMEN

IMPRESSION:

- * Small arterial enhancing SOL segment II of liver - ? Nature ? Small hepato-cellular carcinoma / Adenoma / Atypical hemangioma.
- * Cystic right ovary.

Suggested :

Correlation with alfa-fetoprotein.

USG evaluation of pelvis.

---- END OF THE REPORT ----



Dr. TANDRA SARKAR MBBS, DMRE, DNB
(RADIOLOGIST), MNAMS

CONSULTANT RADIOLOGIST
Reg. No. 49319 (WBMC)

CIN - U33112WB1988PLC045223


THE RESULTS RELATE ONLY TO THE ITEMS TESTED. PARTIAL REPRODUCTION OF THIS REPORT IS NOT PERMITTED.

Emergency Service
Dial 1066

Page 3 of 3

Dr. Kinsuk Das

MD (Medicine, PGI, Chandigarh)
DM (Gastroenterology, PGI, Chandigarh),
FASGE (USA), FSGEI (India)
Senior Consultant Gastroenterologist,
Hepatologist & Interventional Endoscopist-AGHL
Professor and Distinguished Clinical Tutor (AHERF)
Regd. No. : WBMCI 46061 / 1988
E-mail : kinsuk119@yahoo.com
Website : www.drkinsukdas.in



Apollo Gleneagles HOSPITALS
KOLKATA
TOUCHING LIVES



Organization Accredited
by Joint Commission International

AGHC 0001547078

Mr. Arun Barua

Age 35/F

Mr. Nishu Singh

Small lower GI


Biopsy

(L) Colon pain

(GA) Loss X

GEH. X

Appointment
Ms. Sampa Banerjee,
Mob.: 9903629742
(Mon-Sat : 9AM - 4PM)



Easy Access to Good Health

(TVS) (RA) Ovarian
endometriosis

had liver biopsy

18.09.19

For online appointments please visit www.apolloedoc.com

apollogleneagles.in

IBN SINA MEDICAL COLLEGE HOSPITAL

HAEMATOLOGY REPORT



1302952

2



ID No. : **C110921**

Received : 7/5/2022 7:07PM
 Print Date : 7/5/2022 10:01PM

Name : MRS. ATIA PERVIN RUMPA

Sex: Female Age: 37 y

Refd. by : SELF

Relevant estimations were carried out by automated Haematology analyzer Sysmex XN-1000 & checked manually

Parameter	Result	Reference Value
Red Blood Cells		
Haemoglobin	9.0 g/dl	Adult: Men: 15.0±2.0, Women: 13.5±1.5 At birth: 13.5-19.5, 3 Days: 14.5-22.5 1 Month: 11-17, 2-6 Months: 9.5-13.5 2-6 Years: 11-14, 6-12 Years: 11.5-15.5
Total RBC	3.78 million/Cmm.	Men: 5.0±0.5, Women: 4.3±0.5
ESR (Westergren)	56 mm/(Auto Analyzer)	Men: 0-10, Women: 0-20
PCV/HCT	0.30 l/l	Men: 0.45±0.05, Women: 0.41±0.05
MCV	79 fl	92±9
MCH	24 pg	29.5±2.5
MCHC	30 g/dl	33.0±1.5
RDW	22 %	12.8±1.2
White Blood Cells		
Total WBC	8,520 /Cmm.	Child: 5,000-25,000 Adult: 4,000-11,000
Circulating Eosinophils	511 /Cmm.	50-500
Differential Count		
Neutrophils	61 %	Child: 20-50 Adult: 40-75
Lymphocytes	28 %	Child: 40-75 Adult: 20-40
Monocytes	05 %	2-10
Eosinophils	06 %	2-6
Basophils	00 %	<1.0
Others	00 %	
Platelet Count:		
Total Platelet Count	2,78,000 /Cmm	1,50,000-4,00,000
MPV	fl	8.0-9.5

Md. Zohurul Islam

Medical Technologist

Ibn Sina Medical College Hospital

Dr. Md. Shahjahan Chowdhury

MBBS, MCPS, DCP (BSMMU)
 Associate Professor (Retd.) Dept. of Pathology, DNMC
 Consultant Pathologist, Ibn Sina Medical College Hospital

IBN SINA MEDICAL COLLEGE HOSPITAL



Biochemical Report

ID No. : **C110921**

Name : MRS. ATIA PERVIN RUMPA

Refd. by : SELF

Specimen : Blood,

Received: 7/5/2022 7:07PM

Print Date : 7/5/2022 8:35PM

Age: 37 y


Sex: Female

Estimations are carried out by Dimension EXL with LM/Dimension EXL 200/VITROS 250/D-10

Parameter	Test Result	Reference Value
Age	37 year	
S. Creatinine	0.92 mg/dl	
eGFR (MDRD Study)	73 mL/min/1.73m ²	≥60



Md. L. A. Ahad
Medical Technologist
Ibn Sina Medical College Hospital



Md. Mominul Islam
B.Sc (Hon's), M.Sc (R.U.)
Biochemist
Ibn Sina Medical College Hospital



IBN SINA

Pioneer in Health Care



1278004

2

HAEMATOLOGY REPORT



1/1-B, KALLYANPUR, MIRPUR, DHAKA-1216

SERIAL : 09610009616

E-mail : ismchoffice@gmail.com

Web : www.ibnsinatrust.com

ID No. : C94389

Received : 8/4/2022 7:35PM

Print Date : 8/4/2022 9:55PM

Name : MRS. ATIA PERVIN RUMPA

Sex: Female Age: 37 y

Refd. by : SELF

Relevant estimations were carried out by automated Haematology analyzer Sysmex XN-1000 & checked manually

Parameter	Result	Reference Value
Red Blood Cells		
Haemoglobin	8.0 g/dl	Adult: Men: 15.0±2.0, Women: 13.5±1.5 At birth: 13.5-19.5, 3 Days: 14.5-22.5 1 Month: 11-17, 2-6 Months: 9.5-13.5 2-6 Years: 11-14, 6-12 Years: 11.5-15.5
Total RBC	3.77 million/Cmm.	Men: 5.0±0.5, Women: 4.3±0.5
ESR (Westergren)	54 mm/(Auto Analyzer)	Men: 0-10, Women: 0-20
PCV/HCT	0.28 l/l	Men: 0.45±0.05, Women: 0.41±0.05
MCV	73 fl	92±9
MCH	21 pg	29.5±2.5
MCHC	29 g/dl	33.0±1.5
RDW	21 %	12.8±1.2
White Blood Cells		
Total WBC	8,190 /Cmm.	Child: 5,000-25,000 Adult: 4,000-11,000
Circulating Eosinophils	491 /Cmm.	50-500
Differential Count		
Neutrophils	58 %	Child: 20-50 Adult: 40-75
Lymphocytes	30 %	Child: 40-75 Adult: 20-40
Monocytes	06 %	2-10
Eosinophils	06 %	2-6
Basophils	00 %	<1.0
Others	00 %	
Platelet Count:		
Total Platelet Count	2,77,000 /Cmm	1,50,000-4,00,000
MPV	fl	8.0-9.5

Md. Shahinur Islam
Medical Technologist
Ibn Sina Medical College Hospital

Prof. Dr. Md. Ruhul Amin Sarker
MBBS, M.Phil, (Pathology)
Dept. of Pathology
Ibn Sina Medical College Hospital

IBN SINA MEDICAL COLLEGE HOSPITAL



1278003

Biochemical Report

ID No. : **C94389**

Name : MRS. ATIA PERVIN RUMPA

Refd. by : SELF

Specimen : Blood,

Received: 8/4/2022 7:35PM

Print Date : 8/4/2022 8:44PM

Age: 37 y

Sex: Female

Estimations are carried out by Dimension EXL with LM/Dimension EXL 200/VITROS 250/D-10

Parameter	Test Result	Reference Value
Age	37 year	
S. Creatinine	1.00 mg/dl	
eGFR (MDRD Study)	66 mL/min/1.73m ²	≥ 60




Md. Mominul Islam

B.Sc (Hon's), M.Sc (R.U.)

Biochemist

Ibn Sina Medical College Hospital



Checked by